

Ka Ching!

Pickup in market activity; offers are back

Consumer Monthly

In August, the consumer sector saw a pickup in activity with more product launches, a rise and return in offers, and a largely stable pricing environment. Our channel checks with leading distributors indicated that the demand scenario is stable (not weakening surely); the trade channel sounded more optimistic about prospects.

Key pricing activity in August: It was largely subdued in the staples category. Price actions were brand specific. GSK Consumer raised the price of *Chocolate Horlicks* by 5%, Dabur of *Dabur Almond Oil* by 10%, Nestle raised *Nescafe Gold* prices by 13%, and HUL hiked *Brook Bond Red Label* tea prices by 7%. After the sharp excise duty hike on cigarettes, ITC took a weighted average price hike of 9.5%, which was lower than our expectations, and it is yet to hike prices in key brands like *Gold Flake Premium* and *Wills Navy Cut*. Based on our monthly price tracker, average yoy price hike for the sector in August was 6.4% while it was flattish mom. On a rolling 3-month basis, the average prices increased by 2% qoq and 6% yoy.

Offers are back in the market: August saw a resurgence of offers in soaps, while the toothpaste category continued to see hectic promotional activity. We also noticed promotions in some personal care brands. Soap mass-market brands such as GCPL's *Godrej No.1* and HUL's *Breeze* saw renewed promotional activity. Offers galore continued in premium soap brands such as HUL's *Dove* and *Pears* and GCPL's *Cinthol* — get one free for four. GCPL is also offering “30% extra” on its shaving-cream products. Competition has increased significantly in deodorants with offers available across major deodorant brands including *Axe*, *Fogg*, *Wild Stone*, and *Garnier*.

Pace of innovations gathering steam: August saw significant increases in innovations and new product launches such as GCPL's premium hair-care products under the brand *B:Blunt* and *Cinthol's Confidence+* soap, Nestle's *Maggi Oats Noodles* and revamping of the *Nescafe* brand, GSK Consumer's relaunch of its largest brand *Horlicks* for the third time in the past four years, ITC's Electronic Vaping Device (EVD, an e-cigarette) *Eon* in Kolkata and Hyderabad, Colgate's *SlimSoft Charcoal* toothbrush with bristles infused with charcoal, and Dabur's launch of *Réal Activ 100% Tender Coconut Water* in 200ml paper-based cartons.

Raw material prices seeing moderation: Input costs went down in August by around 1% overall. Among food items, prices declined sequentially by 4% for vegetable oil, 5% for tea and green leaf, 17% for skimmed milk powder, and 5% for corn. Among non-food items, prices declined sequentially by 9% for palm oil. Prices rose by 4% for cocoa, 6% for coconut oil, 4% for copra, and 4% for HDPE.

Other key events and updates of the month: HUL decided to split its home and personal care businesses into two separate divisions for sharper marketing focus. Priya Nair, vice-president laundry, will now manage home care, and Samir Singh, who handles Lifebuoy globally and is the personal care lead for South Asia, will manage personal care. Colgate Palmolive India appointed Issam Bachaalani as its Managing Director for five years with effect from 1st October 2014. The Advertising Standards Council of India (ASCI) framed specific guidelines for fairness products advertisements stating that advertising should not communicate any discrimination as a result of skin colour. Asian Paints' subsidiary, Berger International, filed an application with the Indonesian government to set up a paint manufacturing facility. Berger Paints plans to commission paint manufacturing facilities at Hindupur in Andhra Pradesh (decorative paints) and Jejuri in Maharashtra (automotive paints) by September 2014.

Consumer Universe

AgroTech foods CMP (Rs) 660	SELL TP (Rs) 574
Asian Paints CMP (Rs) 661	BUY TP (Rs) 690
Bajaj Corps CMP (Rs) 282	BUY TP (Rs) 267
Berger Paints CMP (Rs) 350	NEUTRAL TP (Rs) 322
Britannia CMP (Rs) 1464	BUY TP (Rs) 1370
Colgate Palmolive (India) CMP (Rs) 1602	NEUTRAL TP (Rs) 1540
Dabur CMP (Rs) 225	BUY TP (Rs) 225
Emami CMP (Rs) 716	BUY TP (Rs) 640
GSK Consumer CMP (Rs) 5112	NEUTRAL TP (Rs) 4700
GCPL CMP (Rs) 1012	NEUTRAL TP (Rs) 811
Hindustan Unilever CMP (Rs) 755	BUY TP (Rs) 770
ITC CMP (Rs) 352	SELL TP (Rs) 300
Jubilant FoodWorks CMP (Rs) 1302	SELL TP (Rs) 950
Marico CMP (Rs) 288	NEUTRAL TP (Rs) 265
Nestle India CMP (Rs) 6327	NEUTRAL TP (Rs) 5100
Tilaknagar Industries CMP (Rs) 47	BUY TP (Rs) 56
Zyodus Wellness CMP (Rs) 681	NEUTRAL TP (Rs) 600

Naveen Kulkarni, CFA, FRM
(+ 9122 66679947)
nkulkarni@phillipcapital.in

Manish Pushkar, CFA
(+ 9122 6667 9764)
mpushkar@phillipcapital.in

Product innovations, re-launches and new campaigns

GCPL, EMAMI and Nestle have been very active on innovations. Godrej has new products across personal care and household insecticides while EMAMI has focused primarily on personal care. Nestle has been active in the prepared dishes and beverages.




Godrej Consumer Products:

- B Blunt hair-care products:** The range includes shampoos, masques, gels and other styling and grooming products priced above Rs 500. These products will be sold through the salon chain B:Blunt, which has a presence in six major cities in India (Adhuna Akhtar, celebrity stylist and Bollywood actor Farhan Akhtar's wife, is a partner in this chain). Along with retail stores, the products will also be sold through online portals soon.
- Cinthol Confidence Plus:** A premium bathing soap aimed at the youth. It offers germ protection and is infused with 'insta-deo' fragrance. This product's positioning is similar to Liril 2000 and Lifebouy Clinical 10.
- Dengue-themed campaign for Godrej HIT:** GCPL launched a dengue-themed campaign for its brand HIT around the core idea 'kill it before it kills you'. The campaign went live on 18th August and it will be played across major entertainment, news, and sports channels.


Nestle

- Nestle launched **Maggi Oats noodles** positioning it as a healthy breakfast option. The product has 40% oat flour, 37% wheat flour, corn flour, edible vegetable oil, salt, and its trademark Masala Tastemaker. It is priced at Rs 25 for a 73gm pack, which is about 2.5 times the price of Maggi 2-minutes noodles (70 gms pack) and around 1.25 times **Maggi Veg Atta noodles** (80 gms pack).
- It has revamped its coffee brand Nescafe with new packaging and a fresh ad theme — 'It all starts with a Nescafe'; this is in line with the firm's global mandate to rejuvenate the brand and make it more contemporary.
- Britannia has launched **Nut and Raisin Romance**, a new variant cake that combines cake, nuts, and raisins. It is available at modern and general trade outlets in a slab format at a price point of Rs 50 for a 160gms pack.



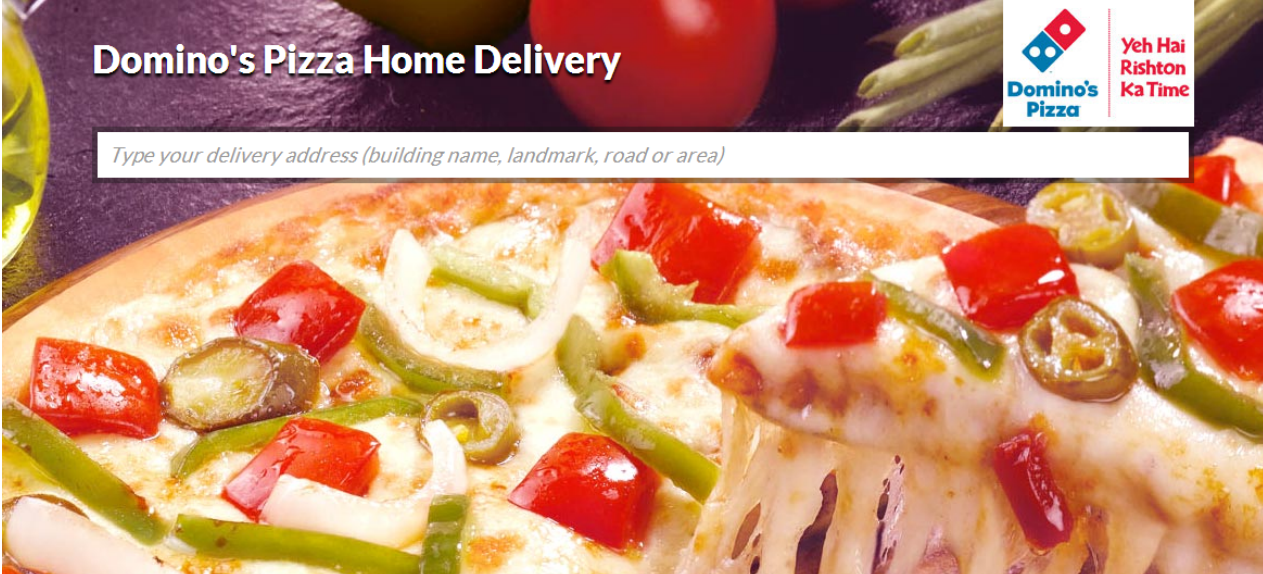
TastyKhana.in
ORDER FOOD ONLINE
OFFERS  0 SIGN-UP LOGIN TRACK ORDER

Domino's Pizza Home Delivery



**Yeh Hai
Rishton
Ka Time**

Type your delivery address (building name, landmark, road or area)



New Launches (continued...)



- **Jubilant FoodWorks** has announced collaboration with Tastykhana.in, a leading online food ordering portal, which will enable Jubilant to take online orders through the website for Domino's Pizza across 158 cities (Tier 1, 2, and 3 cities) in India with an option of cash on delivery and online payment. The company expects to add new customers and increase its customer base significantly with this tie-up.
- **GlaxoSmithKline (GSK) Consumer** has re-launched its largest brand Horlicks for the third time in the past four years. The relaunch has been kicked off with the base variant, which is targeted at children aged between 5 and 12 years. The base variant has been re-launched in new packaging with a new proposition, which emphasizes the need to consume Horlicks every day. It has been launched in the south and east first, which will be followed by north and west India.

New Launches (continued...)



- **Dabur India** has launched Réal Activ 100% Tender Coconut water in 200ml paper-based cartons, priced at Rs 35 vs. the roadside *nariyal paani* that is available for around Rs 25-30 in Mumbai.
- **Colgate-Palmolive (India)** has launched a Colgate SlimSoft Charcoal toothbrush. The brush has bristles infused with charcoal, which is based on the Indian insight of the traditional oral care benefits of charcoal. It launched the #whattheblack campaign a few days before the announcement.
- **ITC** has launched its Electronic Vaping Device (EVD) Eon in Kolkata and Hyderabad. EVD is an electronic cigarette though there is no tobacco or combustion process involved in it (it does have nicotine). Eon is available in two variants — Rich Flavour and Menthol. The product has been designed by ITC's own product development team and is manufactured in China. Eon is available online for around Rs 300 for a 250-puff e-cigarette.

Discount offers are back in the market

Current offers in the market



- Companies are offering discounts in the soap category across premium and mass segments. HUL is offering 'buy four get one free' in its 125gms Dove soap bar and 100gms Pears bar. The same offer is available on GCPL' premium soap Cinthol. Buy three get one free is available on GCPL's mass soap brand Breeze.

Current offers in the market



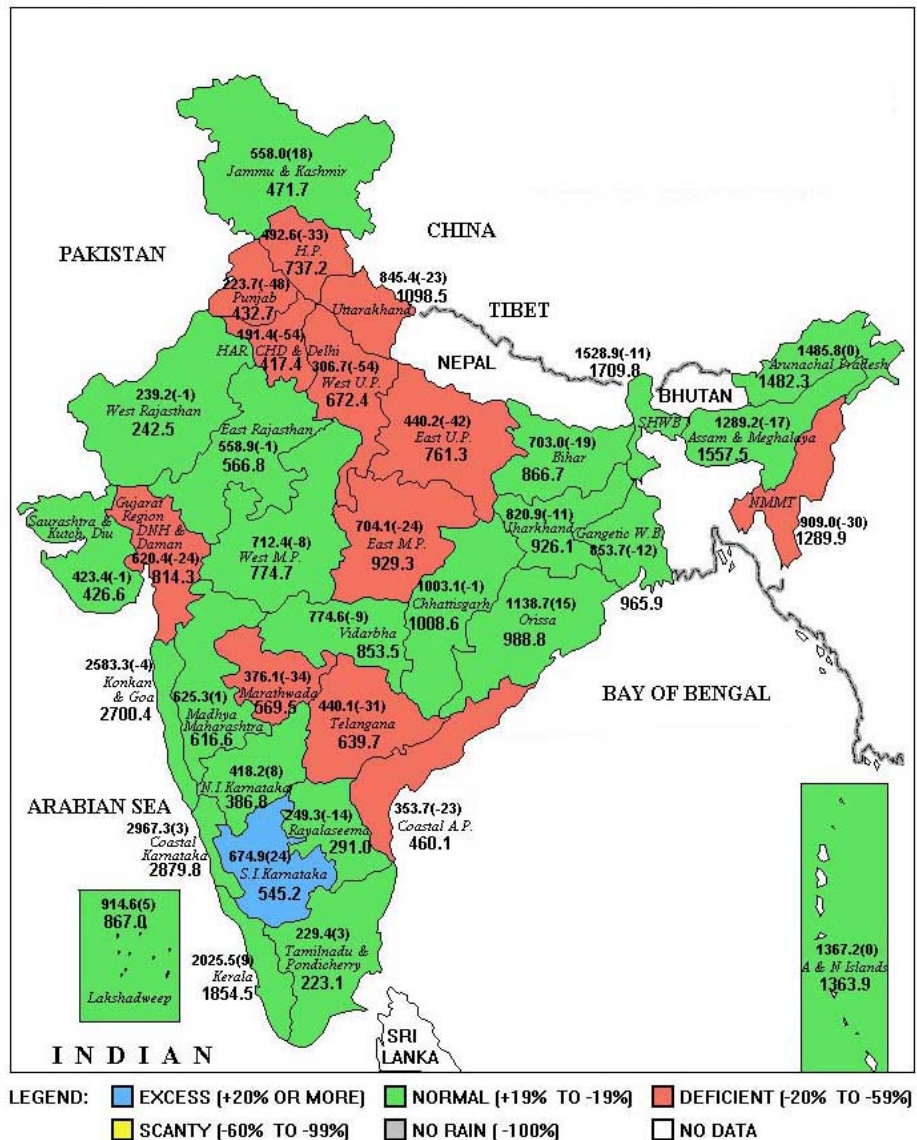
- **Colgate** is offering 'buy two toothpastes of 200gms and get two toothbrushes free' on its flagship product Colgate Dental Cream. HUL's Pepsodent 150gms pack is at a Rs 17 discount.
- Several companies are also offering discounts through freerecharge.in (where you recharge your pre-paid mobile phone online and get coupons or buy a product and get a free recharge from the website). Under this, HUL is offering discounts on *Closeup* toothpaste and *Bru Gold* coffee. With a 50gms pack of *Bru Gold Coffee* worth Rs 107, a recharge of Rs 10 is available; with a 150gm *Closeup* toothpaste worth Rs 80, a recharge of Rs 20 is available.
- AgroTech Foods is offering *Act II* popcorn worth Rs 25 free on a 1-litre *Sundrop Heart* oil packet.

Other Important news

- **HUL** decided to split its home and personal care businesses into two separate divisions for sharper marketing focus. Priya Nair, vice-president laundry will now manage home care, and Samir Singh, who handles Lifebuoy globally and is the personal care lead for South Asia, will manage personal care. Hemant Bakshi, who was heading the undivided HPC segment, will move to Unilever Indonesia as executive vice-president. The restructuring will be effective from 1st October 2014.
- **Colgate Palmolive (India)** appointed Issam Bachaalani as its Managing Director for five years from 1st October 2014. Earlier, Mr Bachaalani was working as VP and GM of its global toothbrush division. Ms Prabha Parameswaran, the current MD, will now be the President for its Africa, Europe, and Asia divisions. She will relocate to Switzerland.
- **Asian Paints'** subsidiary, Berger International, has filed an application with the Indonesian government to set up a paint manufacturing facility. Asian Paints operates in 17 countries and has 25 paint manufacturing facilities in the world servicing consumers in over 65 countries.
- **GlaxoSmithKline Consumer** has announced plans to set up a large manufacturing facility in southern Andhra Pradesh. It is waiting for clarity on tax incentives. It already has facilities at Rajahmundry in Andhra Pradesh, Nabha in Punjab, and Sonapat in Haryana.
- **Berger Paints** plans to commission manufacturing facilities at Hindupur in Andhra Pradesh (decorative paints) and Jejuri in Maharashtra (automobile paints) by September 2014.
- **Allied Blenders & Distillers (ABD)** acquired 50% ownership rights in Herman Jansen's Mansion House brandy and Savoy Club whiskey and gin (it said it has production and marketing rights in India and Southeast Asia). According to media reports, the Mansion House brand was valued at around Rs 2.2bn.
- **Advertising Standards Council of India (ASCI)** framed specific guidelines for fairness products advertisements. According to ASCI, advertising should not communicate any discrimination based on skin colour and ads should not reinforce negative social stereotyping on the basis of skin colour.
- According to media reports, **Colgate Total** contains chemical triclosan has been linked to cancer-cell growth and disrupted development in animals. USA Food and Drug Administration (FDA) regulators are reviewing whether it's safe to put in soap, cutting boards, and toys. Consumer companies are phasing it out. Colgate says that Colgate Total is safe considering the rigorous USFDA process that led to the toothpaste's 1997 approval as an over-the-counter drug.
- **Jyothy Laboratories** announced that joint MD, K Ullas Kamath, will also take on the additional responsibility of being a CFO. ML Bansal will work as company secretary and compliance officer.

Macroeconomic factors

Monsoon update



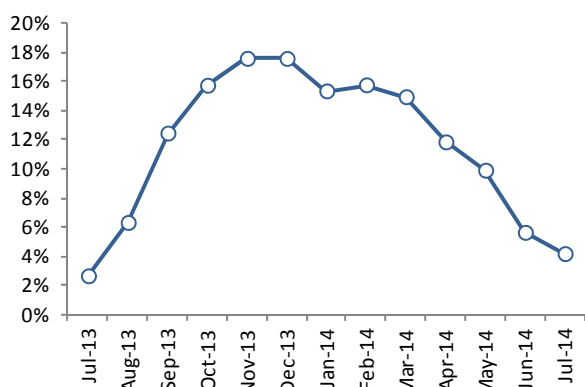
The monsoon situation improved considerably in during the month. The deficit in monsoon shrank to 13%. Northwest India, which had received relatively low rainfall initially, saw heavy downpours in August — 57% of the country has now received normal rainfall. This is definitely a positive development for FMCG companies.

With monsoon covering most parts of the country, sowing of Kharif crops is nearing the seasonal acreage. Sowing of crops has been completed in 98.6 million hectares marginally lower than the 102 million hectares sown last year.

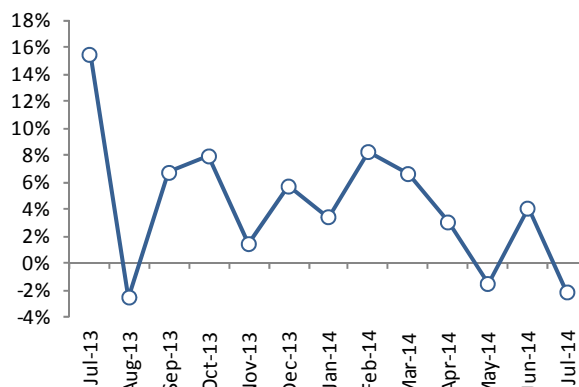
Raw material prices seeing moderation

- In food items, prices declined sequentially by 4% for vegetable oil, 6% for soya seeds, 5% for tea and green leaf, 17% for skimmed milk powder, 5% for corn, 5% for sunflower oil, and 4% for malt and malt extract. In non-food items, prices declined sequentially by 8% for coconut oil and 9% for palm oil. However, prices increased by 6% for coconut oil, 4% for cocoa, 6% for rice flour, 4% for copra, 5% for rice bran, and 4% for high-density polyethylene (HDPE).
- HUL's input cost basket fell by 1.3% sequentially in August mainly due to a 9% fall in palm oil prices, and a 5% fall in tea and green leaf prices.
- Marico's increased by 6.3% sequentially (highest) due to 10% (mom) higher copra prices, a 5% rise in rice bran and a 4% rise in HDPE.
- GCPL's fell by 3.8% sequentially due to the decline in palm oil prices.
- GSK Consumer's fell by 3.1% sequentially due to a 17% decline in skimmed milk powder and a 4% fall in malt & malt extract prices.
- AgroTech Foods' declined by 3% sequentially due to a 4% fall in vegetable oil prices, a 5% fall in corn, and a 2% fall in groundnut prices.
- Zydus Wellness' input cost fell by 4.6% sequentially due to the decline in palm oil and skimmed milk powder prices.

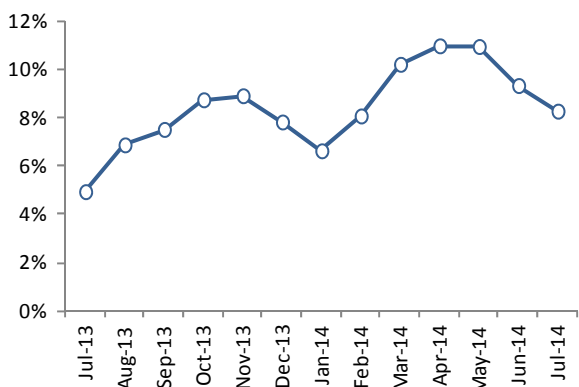
HUL input cost price change(yoy)



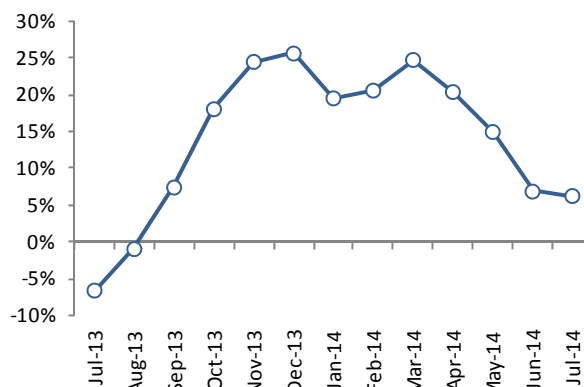
ITC input cost price change(yoy)



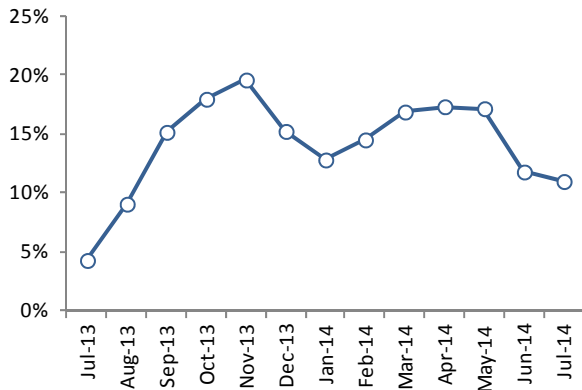
Nestle input cost price change(yoy)



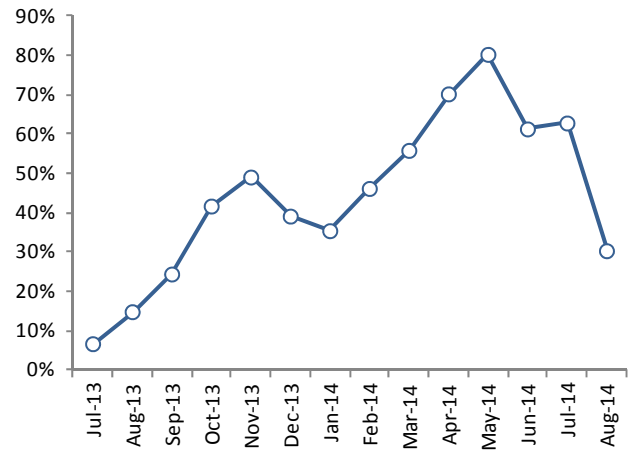
GCPL input cost price change(yoy)



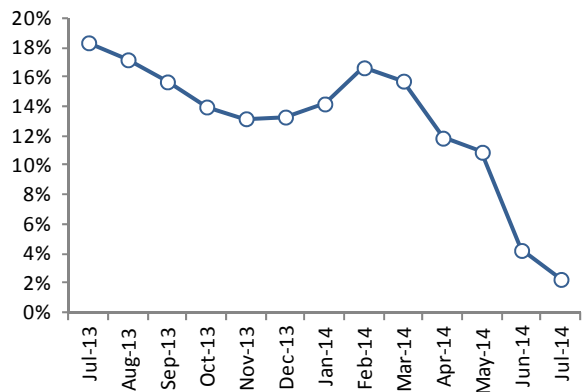
Dabur input cost price change(yoy)



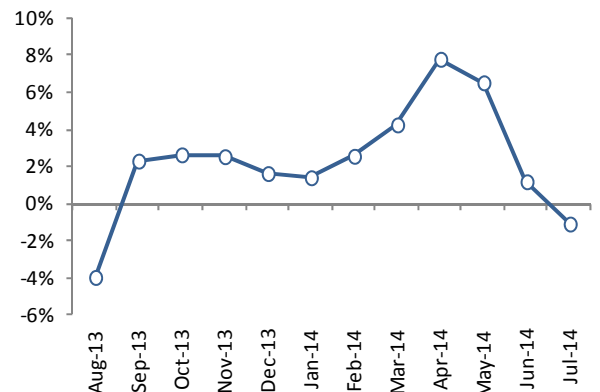
Marico input cost price change(yoy)



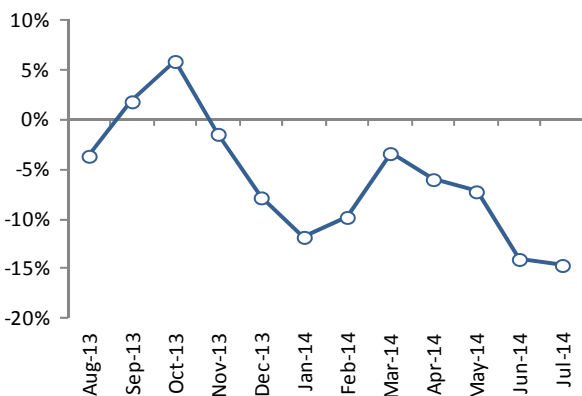
GSK Consumer input cost price change(yoy)



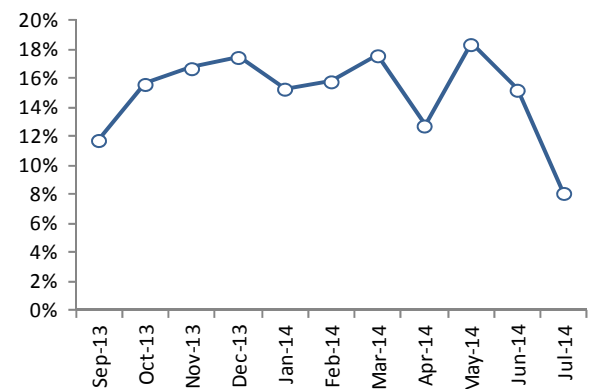
Colgate Palmolive India input cost price change(yoy)



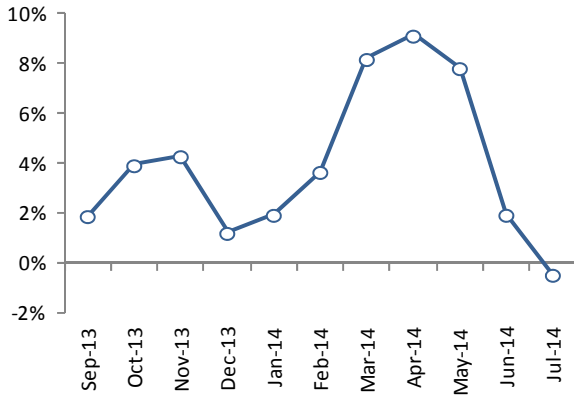
AgroTech India input cost price change(yoy)



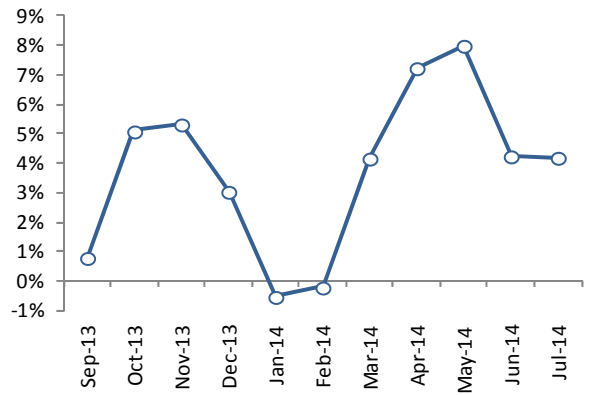
Asian Paints input cost price change(yoy)



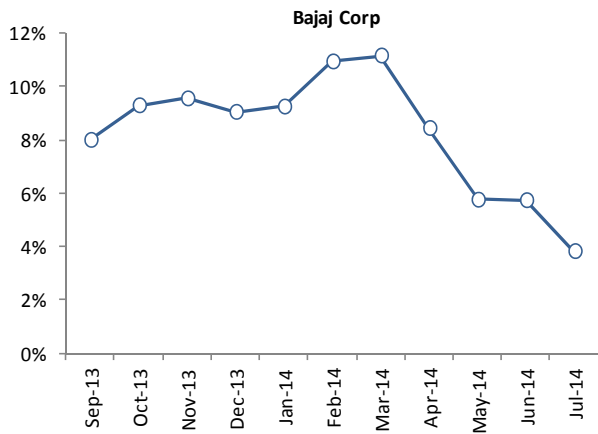
Emami input cost price change(yoy)



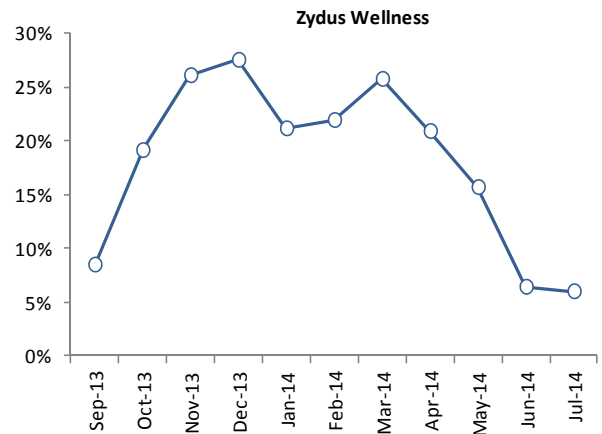
Britannia input cost price change(yoy)



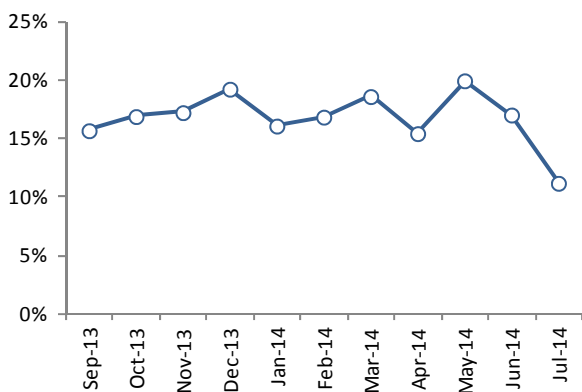
Bajaj Corp input cost price change(yoy)



Zydus Wellness input cost price change(yoy)



Berger Paints input cost price change(yoy)



Source: Company, Bloomberg, PhillipCapital India Research

Input cost prices

Percentage Change Commodity (mom)

	Jul-13	Aug-13	Sep-13	Oct-13	Nov-13	Dec-13	Jan-14	Feb-14	Mar-14	Apr-14	May-14	Jun-14	Jul-14	Aug-14
Wheat	-1%	0%	2%	1%	1%	1%	-1%	0%	0%	-6%	0%	-2%	3%	1%
Coffee Robusta	7%	4%	-6%	-8%	-3%	9%	0%	9%	8%	-1%	-4%	-3%	4%	0%
Wheat Flour	1%	0%	1%	1%	1%	1%	-1%	0%	0%	3%	2%	-1%	-1%	0%
Sugar	0%	0%	-2%	-4%	-1%	0%	-4%	-2%	7%	10%	-2%	-2%	2%	-1%
Vegetable Oil	-4%	3%	-2%	5%	1%	-4%	-3%	2%	4%	-3%	0%	-2%	-1%	-4%
Soya seeds	-7%	-2%	-1%	3%	9%	-1%	-1%	2%	8%	5%	5%	-9%	-2%	-6%
Tea & Green Leaf	2%	4%	0%	-2%	1%	3%	0%	-10%	-5%	6%	5%	0%	5%	-5%
Milk & Milk Concentrate	0%	1%	1%	1%	1%	1%	0%	2%	0%	0%	1%	2%	0%	0%
Skimmed Milk Powder	3%	9%	2%	-6%	4%	2%	3%	1%	-6%	-6%	-6%	-3%	-1%	-17%
Whey Powder	2%	7%	4%	-3%	3%	-1%	6%	6%	2%	3%	-1%	2%	3%	-1%
Lactose	1%	6%	-9%	-15%	0%	3%	0%	5%	3%	-4%	-4%	8%	-1%	0%
Onion Flakes	31%	62%	17%	-2%	-5%	-45%	-21%	-20%	-11%	-2%	9%	17%	35%	0%
Cocoa	4%	14%	7%	1%	3%	1%	0%	6%	0%	-1%	-3%	6%	1%	4%
Rice flour	4%	-5%	-8%	2%	20%	-11%	-1%	-3%	4%	0%	-6%	0%	8%	6%
Malt & Malt extract	-1%	-2%	-2%	-2%	0%	3%	-1%	1%	6%	0%	1%	-6%	-3%	-4%
Barley	-5%	-7%	-9%	-14%	3%	-3%	-10%	-5%	0%	4%	5%	-8%	0%	3%
Groundnut oil	-4%	-2%	-10%	0%	0%	-3%	-5%	-4%	2%	-2%	0%	-1%	6%	-2%
Sunflower oil	1%	-2%	5%	-6%	-5%	-5%	-4%	1%	5%	-6%	-2%	-2%	1%	-5%
Wholesale Fruit & Veg	9%	14%	1%	-3%	6%	-21%	-12%	-3%	3%	8%	4%	5%	15%	0%
Corn	-10%	-31%	23%	-9%	-2%	0%	1%	5%	6%	3%	-4%	-8%	-14%	-5%

Percentage Change Commodity (mom)

	Jul-13	Aug-13	Sep-13	Oct-13	Nov-13	Dec-13	Jan-14	Feb-14	Mar-14	Apr-14	May-14	Jun-14	Jul-14	Aug-14
Coconut Oil	2%	7%	11%	16%	11%	0%	6%	6%	7%	16%	8%	-8%	5%	6%
Copra	3%	11%	9%	19%	12%	-1%	5%	6%	6%	14%	5%	-6%	5%	4%
Kardi	-3%	1%	-3%	0%	0%	0%	-4%	-6%	-3%	-2%	-3%	-4%	10%	0%
Rice bran	4%	3%	4%	2%	5%	6%	-9%	-5%	3%	7%	-2%	-4%	-4%	5%
Mentha oil	-8%	-3%	2%	-4%	2%	-1%	-1%	-5%	9%	-1%	-1%	-12%	-7%	0%
Palm Oil	-2%	5%	2%	1%	8%	-3%	-3%	5%	5%	-5%	-5%	-4%	0%	-9%
LAB	4%	2%	7%	0%	-4%	0%	2%	0%	-3%	-4%	0%	-2%	2%	0%
HDPE	5%	1%	9%	-3%	-1%	1%	2%	3%	0%	-3%	-2%	0%	2%	4%
LDPE	1%	1%	1%	1%	3%	2%	1%	1%	3%	-1%	0%	0%	1%	0%
LLP	3%	7%	2%	2%	-3%	-1%	0%	0%	1%	-1%	-1%	0%	-1%	0%
Crude oil	4%	8%	1%	-2%	3%	2%	-3%	2%	-2%	0%	-1%	4%	-1%	-2%
Corrugated Boxes	-1%	1%	2%	0%	0%	0%	0%	0%	0%	0%	-1%	0%	1%	0%
Paper Pulp	0%	0%	1%	1%	1%	1%	1%	0%	1%	2%	0%	0%	0%	0%
Tobacco	55%	-44%	78%	-24%	-15%	8%	-7%	0%	-5%	-8%	11%	8%	0%	0%
Aluminium Paper	1%	0%	0%	0%	0%	0%	2%	0%	0%	0%	1%	0%	-1%	0%
Glass containers	0%	0%	1%	-1%	1%	0%	0%	0%	0%	0%	0%	0%	0%	0%
Titanium Dioxide	9%	4%	7%	1%	0%	-3%	-5%	0%	0%	0%	0%	0%	-3%	-2%
Resin	2%	2%	27%	-7%	-3%	7%	-5%	-1%	16%	11%	-1%	-3%	0%	7%
Gold	-1%	13%	0%	1%	1%	-3%	-1%	2%	-2%	-2%	-2%	-5%	2%	0%
Vinyl Acetate Monomer (VAM)	2%	6%	1%	-2%	2%	-1%	3%	0%	-2%	1%	-2%	1%	1%	1%
Rubber	6%	5%	-2%	-16%	-4%	-4%	3%	-3%	2%	2%	0%	1%	0%	-1%
Leather	0%	0%	0%	1%	0%	0%	-15%	0%	0%	0%	0%	0%	0%	0%
Textile	0%	0%	1%	0%	1%	0%	0%	0%	1%	0%	0%	0%	0%	0%

Source: Company, Bloomberg, PhillipCapital India Research

Percentage Change Commodity (mom)

	Jul-13	Aug-13	Sep-13	Oct-13	Nov-13	Dec-13	Jan-14	Feb-14	Mar-14	Apr-14	May-14	Jun-14	Jul-14	Aug-14
HUL	3.0%	3.7%	4.6%	-0.4%	-0.9%	0.0%	0.3%	0.8%	-0.2%	-2.4%	-1.0%	-1.2%	1.6%	-1.3%
ITC	11.0%	-8.1%	16.1%	-4.7%	-1.9%	2.4%	-2.0%	1.2%	1.5%	-2.4%	2.5%	-0.5%	1.0%	-0.8%
Nestle	1.9%	2.2%	1.4%	-0.7%	0.3%	0.8%	-0.3%	2.1%	1.6%	0.1%	0.0%	0.2%	0.9%	0.2%
GCPL	0.9%	3.8%	4.2%	-0.3%	3.9%	-1.2%	-0.9%	3.9%	3.0%	-4.0%	-3.6%	-2.2%	0.4%	-3.8%
Dabur	3.2%	3.3%	5.2%	-0.6%	0.3%	-2.4%	-0.7%	1.3%	1.6%	0.7%	-0.4%	-0.3%	2.3%	1.3%
Marico	2.6%	6.1%	7.5%	9.1%	6.1%	0.1%	2.2%	2.7%	3.4%	6.7%	1.4%	-4.1%	3.2%	3.3%
GSKConsumer	1.8%	2.0%	2.7%	-2.4%	0.8%	1.6%	0.6%	1.4%	0.4%	-1.5%	-1.1%	-1.7%	-0.1%	-3.1%
Colgate	0.1%	-2.3%	6.7%	-2.9%	0.4%	0.5%	0.0%	1.3%	1.7%	-0.6%	-1.7%	-1.7%	-2.2%	0.0%
AgroTech Foods	0.8%	-3.2%	5.9%	-4.5%	-3.1%	-3.1%	-3.7%	1.1%	4.2%	-4.0%	-1.9%	-2.7%	-0.5%	-3.0%
Asian Paints	5.8%	4.9%	6.2%	-1.6%	0.7%	0.1%	-2.7%	1.1%	-0.1%	-0.1%	-0.9%	1.6%	-0.9%	-0.7%
Emami	0.8%	2.5%	4.2%	-1.1%	-1.0%	-0.4%	0.3%	-0.4%	2.6%	-1.5%	-1.3%	-2.9%	-1.4%	1.1%
Britannia	0.1%	0.8%	0.6%	0.4%	0.6%	-0.6%	-1.9%	0.4%	2.5%	2.6%	0.3%	-1.4%	0.2%	-0.9%
Bajaj Corp	1.8%	3.6%	2.3%	0.2%	-1.1%	-0.3%	-0.1%	0.5%	0.3%	-0.9%	-0.7%	0.2%	0.0%	0.4%
Zyklus Wellness	0.9%	3.5%	4.5%	-0.9%	4.6%	-1.0%	-0.8%	4.2%	2.8%	-4.4%	-3.9%	-2.5%	0.5%	-4.6%
Pidilite Industries	4.0%	6.0%	3.0%	-2.5%	1.8%	1.2%	-1.0%	1.9%	-1.8%	-0.6%	-1.4%	2.9%	0.1%	-0.3%
Bata	2.8%	5.0%	2.7%	-2.9%	1.1%	1.1%	-4.1%	0.8%	0.0%	0.8%	-0.8%	2.3%	-0.3%	-0.8%
Berger Paints	4.8%	5.1%	6.8%	-2.4%	0.9%	1.3%	-2.9%	1.4%	-0.1%	0.4%	-1.0%	2.4%	-0.6%	-0.6%

Source: Company, Bloomberg, PhillipCapital India Research

Input cost prices

Percentage Change Commodity (yoy)

	Jul-13	Aug-13	Sep-13	Oct-13	Nov-13	Dec-13	Jan-14	Feb-14	Mar-14	Apr-14	May-14	Jun-14	Jul-14	Aug-14
Wheat	32%	33%	30%	3%	2%	5%	4%	3%	4%	4%	2%	-5%	-1%	-2%
Coffee Robusta	-4%	0%	-2%	-7%	-7%	3%	1%	6%	11%	15%	12%	12%	7%	18%
Wheat Flour	24%	20%	14%	15%	16%	12%	6%	6%	7%	11%	13%	8%	7%	4%
Sugar	-8%	-15%	-17%	-18%	-18%	-14%	-16%	-16%	-8%	4%	2%	0%	2%	7%
Vegetable Oil	-14%	-12%	-13%	5%	2%	-3%	-8%	-6%	5%	-1%	0%	-3%	0%	-10%
Soya seeds	-19%	-21%	-15%	17%	21%	20%	16%	17%	20%	11%	17%	11%	17%	10%
Tea & Green Leaf	1%	2%	4%	8%	5%	6%	10%	2%	-3%	3%	5%	3%	6%	-1%
Milk & Milk Concentrate	3%	6%	6%	6%	7%	7%	7%	9%	9%	9%	10%	11%	10%	7%
Skimmed Milk Powder	65%	59%	46%	39%	42%	44%	47%	50%	37%	12%	8%	-4%	-8%	-27%
Whey Powder	22%	20%	13%	7%	4%	-1%	9%	22%	34%	43%	39%	32%	34%	23%
Lactose	-14%	-10%	-21%	-30%	-33%	-34%	-33%	-21%	-9%	-5%	-8%	-9%	-10%	9%
Onion Flakes	146%	273%	336%	293%	201%	38%	0%	-28%	-15%	-11%	-3%	-11%	-8%	-51%
Cocoa	6%	12%	17%	29%	27%	33%	42%	57%	58%	48%	39%	42%	39%	18%
Rice flour	12%	11%	13%	28%	34%	13%	2%	-3%	2%	-4%	-10%	-5%	0%	17%
Malt & Malt extract	-4%	-4%	-5%	-1%	-11%	-9%	-7%	1%	7%	7%	7%	-3%	-5%	-3%
Barley	-9%	-19%	-22%	-31%	-31%	-30%	-35%	-38%	-40%	-34%	-33%	-41%	-38%	-12%
Groundnut oil	-18%	-23%	-26%	-23%	-28%	-34%	-38%	-39%	-37%	-38%	-32%	-26%	-18%	-9%
Sunflower oil	6%	1%	6%	8%	-2%	-10%	-15%	-13%	-6%	-11%	-13%	-20%	-20%	-21%
Wholesale Fruit & Veg	21%	44%	50%	47%	54%	31%	10%	6%	12%	9%	10%	6%	12%	1%
Corn	-19%	-46%	-28%	-32%	-35%	-33%	-32%	-27%	-25%	-14%	-22%	-31%	-34%	-19%

Percentage Change Commodity (yoy)

	Jul-13	Aug-13	Sep-13	Oct-13	Nov-13	Dec-13	Jan-14	Feb-14	Mar-14	Apr-14	May-14	Jun-14	Jul-14	Aug-14
Coconut Oil	-98%	-98%	-98%	-97%	-97%	-97%	-97%	-97%	-96%	-96%	-95%	-96%	122%	72%
Copra	15%	30%	44%	77%	89%	71%	65%	86%	102%	128%	149%	115%	120%	60%
Kardi	-19%	-21%	-23%	-23%	-27%	-27%	-36%	-33%	-22%	-24%	-24%	-24%	-14%	-12%
Rice bran	-13%	-14%	-11%	-7%	7%	4%	0%	-5%	-2%	16%	17%	14%	6%	0%
Mentha oil	-34%	-41%	-38%	-36%	-37%	-45%	-43%	-43%	-26%	-12%	-7%	-22%	-21%	-17%
Palm Oil	-18%	-11%	-1%	17%	28%	31%	20%	20%	29%	22%	13%	2%	4%	-12%
LAB	15%	13%	18%	16%	16%	15%	13%	13%	7%	3%	5%	2%	0%	-9%
HDPE	12%	12%	19%	20%	22%	20%	21%	21%	20%	20%	20%	14%	10%	6%
LDPE	7%	7%	8%	9%	12%	13%	13%	14%	13%	14%	15%	14%	14%	11%
LLP	-8%	6%	14%	17%	17%	16%	16%	20%	20%	14%	8%	8%	5%	-6%
Crude oil	12%	15%	18%	20%	19%	22%	17%	18%	17%	20%	17%	15%	10%	1%
Corrugated Boxes	2%	3%	5%	4%	3%	2%	2%	2%	1%	1%	1%	2%	3%	0%
Paper Pulp	3%	3%	4%	4%	5%	5%	5%	5%	6%	7%	7%	7%	7%	5%
Tobacco	49%	-44%	0%	15%	-18%	-2%	-7%	13%	-4%	-18%	-38%	5%	-33%	-12%
Aluminium Paper	0%	0%	-1%	-1%	-1%	-1%	1%	1%	1%	0%	4%	4%	2%	2%
Glass containers	-2%	-1%	-1%	-2%	-2%	-1%	-1%	-1%	-1%	0%	0%	2%	1%	1%
Titanium Dioxide	-13%	-9%	-1%	9%	12%	11%	11%	11%	15%	3%	15%	12%	0%	-13%
Resin	-3%	0%	29%	14%	13%	22%	16%	16%	39%	4%	55%	50%	47%	30%
Gold	-9%	1%	-4%	-1%	-2%	-3%	-3%	1%	1%	5%	7%	1%	4%	-8%
Vinyl Acetate Monomer (VAM)	9%	14%	18%	22%	20%	18%	19%	20%	16%	11%	15%	9%	8%	4%
Rubber	4%	16%	5%	-11%	-10%	-8%	-4%	-5%	-7%	-1%	-11%	-13%	-17%	-5%
Leather	2%	2%	2%	2%	2%	2%	-13%	-14%	-14%	0%	-15%	-14%	-14%	-15%
Textile	4%	3%	3%	4%	4%	5%	5%	5%	6%	0%	4%	4%	4%	3%

Source: Company, Bloomberg, PhillipCapital India Research

Percentage Change Commodity (yoy)

	Jul-13	Aug-13	Sep-13	Oct-13	Nov-13	Dec-13	Jan-14	Feb-14	Mar-14	Apr-14	May-14	Jun-14	Jul-14	Aug-14
HUL	2.7%	6.3%	12.4%	15.7%	17.5%	17.5%	15.3%	15.7%	14.9%	11.8%	9.9%	5.6%	4.2%	-4.5%
ITC	15.4%	-2.5%	6.7%	7.9%	1.4%	5.7%	3.4%	8.2%	6.6%	3.0%	-1.5%	4.0%	-2.2%	0.3%
Nestle	4.9%	6.9%	7.5%	8.7%	8.9%	7.8%	6.6%	8.1%	10.2%	11.0%	10.9%	9.3%	8.3%	5.8%
GCPL	-6.6%	-0.9%	7.4%	18.1%	24.5%	25.6%	19.5%	20.6%	24.8%	20.4%	15.0%	6.9%	6.3%	-5.0%
Dabur	-0.4%	4.0%	9.4%	11.0%	12.2%	8.5%	6.2%	7.1%	8.5%	7.6%	6.4%	2.7%	11.0%	3.7%
Marico	6.7%	14.8%	24.4%	41.7%	49.1%	39.1%	35.4%	46.2%	55.8%	70.2%	80.3%	61.3%	62.8%	30.3%
GSKConsumer	18.3%	17.2%	15.7%	14.0%	13.2%	13.3%	14.2%	16.6%	15.7%	11.9%	10.9%	4.2%	2.3%	-2.5%
Colgate	-0.7%	-3.9%	2.3%	2.7%	2.6%	1.6%	1.4%	2.6%	4.3%	7.8%	6.5%	1.2%	-1.1%	-2.3%
AgroTech Foods	1.9%	-3.5%	1.7%	4.8%	-1.5%	-7.5%	-11.2%	-9.9%	-4.1%	-6.0%	-7.5%	-13.8%	-15.1%	-15.8%
Asian Paints	2.1%	4.6%	11.8%	15.7%	16.8%	17.5%	15.4%	15.9%	17.7%	12.8%	18.4%	15.3%	8.2%	-1.8%
Emami	-8.2%	-4.3%	1.9%	4.0%	4.3%	1.3%	2.0%	3.7%	8.2%	9.2%	7.9%	2.0%	-0.4%	-4.9%
Britannia	6.2%	3.2%	0.8%	5.1%	5.3%	3.1%	-0.5%	-0.2%	4.2%	7.2%	8.0%	4.3%	4.2%	1.7%
Bajaj Corp	-3.0%	3.7%	8.0%	9.3%	9.6%	9.0%	9.2%	10.9%	11.2%	8.4%	5.8%	5.7%	3.8%	-1.7%
Zydus Wellness	-3.1%	0.9%	8.5%	19.1%	26.1%	27.5%	21.1%	21.9%	25.7%	20.9%	15.7%	6.4%	6.0%	-5.5%
Pidilite Industries	11.6%	14.0%	18.6%	20.1%	19.6%	20.8%	18.2%	18.7%	17.4%	18.6%	17.2%	13.7%	9.5%	2.6%
Bata	7.7%	10.1%	13.7%	12.4%	11.9%	14.1%	9.1%	9.3%	10.1%	11.5%	10.8%	9.3%	5.9%	0.2%
Berger Paints	5.5%	7.8%	15.7%	16.9%	17.3%	19.3%	16.1%	16.9%	18.6%	15.5%	20.0%	17.1%	11.2%	1.6%

Source: Company, Bloomberg, PhillipCapital India Research

Input Cost for the Companies

FMCG product prices (Continued)

	Normalised wt/vol															% Change		
		Jul-13	Aug-13	Sep-13	Oct-13	Nov-13	Dec-13	Jan-14	Feb-14	Mar-14	Apr-14	May-14	Jun-14	Jul-14	Aug-14	1m	3m	12m
Hair Oil																		
Parachute Coconut Oil	100 ml	25	23	23	25	27	29	29	29	29	31	31	34	34	34	0	17	36
Parachute Advansed	100 ml	44	44	44	49	49	49	49	49	49	49	60	60	60	60	0	23	37
Parachute Jasmine	100 ml	34	34	34	34	36	36	36	36	36	38	38	38	38	38	0	6	10
Parachute Advansed Cooling Oil	100 ml	47	47	47	47	47	47	47	47	47	58	58	58	58	58	0	0	22
Hair & Care	100 ml	45	45	45	48	48	48	48	48	48	48	48	50	50	50	0	4	11
Nihar Shanti Badam Amla	100 ml	22	22	22	22	25	25	25	25	25	27	27	27	27	27	0	7	21
Parachute Ayurvedic	100 ml	44	44	44	44	44	44	44	44	44	44	50	50	50	50	0	13	14
Parachute Tender Coconut	100 ml	45	45	45	45	45	45	45	45	45	45	45	45	45	45	0	0	0
Parachute Therapie	100 ml	137	137	137	137	137	137	137	137	137	137	137	137	137	137	0	0	0
Vatika	100 ml	37	37	37	37	37	40	40	40	44	44	44	44	44	46	5	5	23
Dabur Amla	100 ml	39	39	39	39	42	42	42	42	42	42	42	42	42	42	0	0	8
Dabur Almond	100 ml	50	50	50	50	50	50	50	50	50	50	50	50	50	55	10	10	10
Bajaj Almond	100 ml	55	55	55	55	55	55	55	55	55	55	55	55	55	55	0	0	0
Bajaj Kailash Parbat	100 ml	55	55	55	55	55	55	55	55	55	55	55	55	55	55	0	0	0
Himani Navratna	100 ml	60	60	60	60	60	60	60	60	60	60	60	60	55	55	0	-8	-8
Himani Navratna coconut cool	100 ml	50	50	50	50	50	50	50	50	50	50	50	50	50	50	0	0	0
Keo Karpin	100 ml	44	44	44	44	44	44	44	44	45	45	45	45	43	43	0	-6	-3
Dove Elixir	100 ml	206	206	206	206	206	206	206	206	206	206	206	206	206	206	0	0	0
Himalaya Anti hair fall	100 ml	100	100	100	100	100	100	100	100	100	100	100	100	100	90	-10	-10	-10
Garnier Fructis	100 ml	75	75	75	75	75	75	75	75	75	75	75	75	75	75	0	0	0
Edible Oil																		
Saffola Gold	1 L	140	140	140	140	140	140	150	150	150	150	150	150	150	150	0	0	7
Saffola-Kardi Oil	1 L	180	180	180	180	180	180	190	190	190	190	190	190	190	190	0	0	6
Saffola Tasty Blend	1 L	130	130	130	130	130	135	135	135	135	135	135	135	135	135	0	0	4
Saffola Active	1 L	115	115	115	115	115	115	125	125	125	125	125	125	125	130	4	4	13
Sundrop Heart	1 L	168	170	173	173	173	180	180	180	180	180	180	180	180	180	0	0	7
Sundrop Nutrilite	1 L	135	135	135	135	135	135	135	135	135	135	135	135	135	135	0	0	0
Sundrop Superlite	1 L	158	160	163	163	165	170	170	170	170	170	170	170	170	170	0	0	8
Fortune Rice Bran	1 L	115	115	115	115	115	115	115	115	115	115	115	115	115	115	0	0	0
Fortune Soya health Refined	1 L	113	113	113	113	113	113	110	110	110	110	110	110	110	110	0	0	-3
Shampoo																		
Dove	100 ml	86	85	85	85	85	85	85	85	85	85	85	85	85	85	0	0	-1
Sunsilk	100 ml	70	70	70	70	70	70	73	73	73	73	73	73	73	73	0	0	4
Clinic Plus Anti Dandruff	100 ml	53	61	49	49	49	49	51	51	51	51	51	61	61	61	0	20	16
Clear	100 ml	66	66	66	66	69	69	69	69	69	69	69	69	69	69	0	0	5
Tresemme	100 ml	68	68	68	68	68	68	68	68	68	68	68	68	68	68	0	0	0
Pantene Long Black	100 ml	74	69	77	77	66	66	66	84	84	84	84	84	84	84	0	0	14
Head & Shoulders	100 ml	86	86	86	74	74	74	74	94	94	94	94	94	94	94	0	0	9
Dabur Vatika Black Shine Amla	100 ml	62	62	62	62	62	62	62	62	62	62	62	62	62	62	0	0	0
Hair Colour																		
Garnier	100 ml	155	139	139	139	155	155	155	155	155	155	160	160	160	160	0	3	3
L'oreal Casting	160 ml	529	529	529	529	529	529	529	529	529	529	545	545	545	545	0	3	3
Revlon Color n Care	40 ml	155	155	155	155	155	155	155	155	155	155	155	155	155	155	0	0	0
Bigen	100 ml	149	149	149	149	149	149	149	149	149	149	149	149	149	149	0	0	0
Godrej Colour Soft	40 ml	140	140	140	140	140	140	140	140	140	140	140	140	140	140	0	0	0
Streak	120ml	105	105	105	105	105	105	105	120	120	120	120	120	120	120	0	0	14
Nupur Mehendi	150 ml	45	45	45	45	45	45	45	45	45	45	45	45	45	45	0	0	0

FMCG product prices (Continued)

	Normalised wt/vol															% Change		
		Jul-13	Aug-13	Sep-13	Oct-13	Nov-13	Dec-13	Jan-14	Feb-14	Mar-14	Apr-14	May-14	Jun-14	Jul-14	Aug-14	1m	3m	12m
Toothpaste																		
Colgate Dental Cream	100 g	37	37	37	37	37	37	37	37	37	37	39	39	39	39	1	6	6
Cibaca	100 g	26	26	28	28	28	26	26	26	26	24	24	24	24	24	0	-6	-6
Colgate MaxFresh Blue	100 g	53	52	52	52	52	52	52	52	52	55	55	55	55	55	0	6	5
Colgate Total	100 g	73	73	73	73	73	69	69	69	69	64	64	64	64	64	0	-7	-13
Colgate Total Pro Gum	100 g	61	61	61	61	61	61	61	61	71	71	71	71	75	75	0	6	22
Colgate Active Salt	100 g	44	44	44	44	44	44	44	44	44	45	45	45	45	45	0	0	2
Sensodyne Rapid Relief	100 g	150	150	150	150	150	150	150	150	150	150	150	150	150	163	8	8	8
Sensodyne Repair	100 g	188	188	188	188	188	188	188	200	200	200	200	200	200	200	0	0	7
Paradontax	100 g	125	125	125	125	125	125	125	125	125	125	125	125	125	125	0	0	0
Pepsodent Whitening	100 g	55	55	55	55	55	55	55	55	53	53	53	53	54	54	0	2	-2
Pepsodent Gum Care	100 g	55	55	55	55	55	55	55	55	55	55	54	54	54	54	0	-1	-1
Colgate Sensitive Pro	100 g	136	136	136	136	136	136	136	136	136	136	136	141	141	141	0	4	4
Pepsodent Expert Pro Sensitive Relief	100 g	175	175	175	175	175	175	175	175	175	175	175	175	175	175	0	0	0
Colgate Visible White	100 g	79	79	79	79	79	79	79	86	86	84	84	84	84	85	1	-1	8
Colgate Herbal	100 g	44	44	44	44	44	44	44	46	46	46	46	46	46	46	0	0	5
Meswak	100 g	42	42	42	42	42	42	42	39	39	39	39	44	44	46	5	18	10
Dabur Red	100 g	40	40	40	40	40	40	40	40	40	40	40	40	40	42	5	5	5
Vicco	100 g	63	63	66	66	69	69	69	69	69	69	69	69	69	69	0	0	10
Toothbrush																		
Colgate ZigZag	1	22	22	22	22	22	22	22	22	22	22	22	25	25	25	0	14	14
Colgate ZigZag Anti Germ	1	28	28	28	28	28	28	28	28	28	28	28	28	28	28	0	0	0
Colgate Sensitive	1	40	40	40	40	40	40	40	40	40	40	40	45	45	45	0	13	13
Colgate 360 Surround	1	75	75	75	75	75	75	75	75	75	75	75	75	75	75	0	0	0
Oral B Fresh Clean	1	17	17	17	17	18	18	18	18	18	18	18	20	20	20	0	11	18
Oral B Superior Clean	1	48	48	48	48	48	48	65	65	65	65	65	65	65	65	0	0	35
Pepsodent Fighter	1	17	17	17	17	17	17	17	17	17	17	17	17	17	17	0	0	0
Pepsodent Gum Care	1	40	40	40	42	42	42	42	42	42	42	39	39	39	39	0	-7	-3
Pepsodent Easy Clean	1	13	14	14	14	14	14	14	13	13	13	13	13	13	13	0	0	0
Detergents																		
Surf Excel Quickwash	1 kg	175	178	178	178	178	178	178	178	182	182	182	182	185	185	0	2	6
Surf Excel Front Load	1 kg	195	195	216	216	224	224	224	224	224	224	224	218	218	230	6	3	18
Rin	1 kg	76	76	76	76	76	76	76	76	76	76	76	76	86	86	0	13	13
Rin matic	1 kg	108	108	115	115	115	115	115	115	115	115	115	115	115	115	0	0	6
Active Wheel	1 kg	40	40	40	40	40	40	40	45	45	45	45	46	46	47	2	4	18
Active Wheel Gold	1 kg	54	54	54	54	58	58	58	58	58	58	58	64	64	64	0	10	19
Ariel Oxy Blue	1 kg	165	175	175	175	175	175	168	168	168	168	168	168	168	168	0	0	2
Ariel Complete 24 hrs fresh	1 kg	193	193	193	193	193	193	193	193	193	193	199	199	199	199	0	3	3
Ariel Anti Bac	1 kg	193	193	193	193	193	193	193	193	193	193	193	193	193	193	0	0	0
Tide Plus	1 kg	92	92	92	92	95	95	95	95	95	95	95	95	95	96	1	1	4
Tide Jasmine & Rose	1 kg	92	92	92	92	95	95	95	95	96	96	96	96	95	95	0	-1	3
Henko	1 kg	135	135	135	135	135	135	135	135	135	135	135	135	135	135	0	0	0
Ujala Techno Bright	1 kg	120	120	120	120	120	120	120	120	120	120	120	120	120	120	0	0	0
Ghari	1 kg	44	44	45	45	45	45	45	44	44	44	44	44	44	44	0	0	0
Nirma	1 kg	37	37	37	37	37	37	33	33	33	33	33	33	33	33	0	0	-10
Bars																		
Wheel Bar Green	250g	10	10	10	10	10	10	10	10	10	8	8	8	8	8	0	-20	-20
Wheel Bar Blue	250g	12	12	12	12	12	12	12	12	12	12	12	12	12	12	0	0	-3
Surf Excel bar	250g	28	28	35	35	35	35	35	35	35	35	35	35	35	35	0	0	25
Rin Advanced Bar	250g	16	16	16	16	16	16	16	17	17	17	17	17	17	17	0	2	6
Tide detergent bar	250g	18	18	18	18	18	18	18	18	18	18	18	17	17	17	0	-3	-3
Cigarette																		
Scissors	1	4	4	4	4	4	4	4	4	4	4	4	4	4	5	25	25	25
Bristol	1	4	4	4	4	5	5	5	5	5	5	5	5	5	5	4	4	21
Gold Flake regular	1	6	6	6	6	6	6	6	6	6	6	6	6	6	6	0	0	0
Wills Navy Cut	1	6	6	6	6	7	7	7	7	7	7	7	7	7	7	0	0	17
Gold Flake Kings	1	7	8	8	8	8	8	8	8	9	9	9	9	9	10	12	12	40
Classic	1	7	8	8	8	8	8	8	8	9	9	9	9	9	10	12	12	40
Flake	1	3	3	3	4	4	4	4	4	4	4	4	4	4	5	23	23	41
Capstan	1	3	3	3	4	4	4	4	4	4	0	0	0	4	5	21	21	38

FMCG product prices (Continued)

	Normalised wt/vol															% Change			
		Jul-13	Aug-13	Sep-13	Oct-13	Nov-13	Dec-13	Jan-14	Feb-14	Mar-14	Apr-14	May-14	Jun-14	Jul-14	Aug-14	1m	3m	12m	
Creams																			
Fair and Handsome	100g	167	167	167	167	167	167	167	167	167	167	167	167	183	183	183	0	10	10
Himani fast relief	100ml	182	182	200	200	200	200	200	200	200	200	200	200	200	200	200	0	0	10
Fair & Lovely Multivitamin	100 g	163	163	163	163	163	163	163	163	163	163	163	163	163	163	163	0	0	0
Fair & Lovely Antimarks	100 g	198	198	198	198	200	200	200	220	220	220	220	220	220	220	220	0	0	11
Fair and lovely winter fairness	100g	172	172	172	172	180	180	180	192	192	192	192	192	192	192	192	0	0	12
Ponds white beauty naturals	100 g	249	249	249	249	249	249	249	249	249	249	249	249	249	249	249	0	0	0
Ponds White Beauty BB+	100 g	667	667	694	694	694	694	694	694	694	694	694	694	694	694	694	0	0	4
Lakme Perfect Radiance	100 g	498	498	498	498	498	498	498	498	498	498	498	498	498	498	498	0	0	0
Face Wash																			
Lakme Fruit blast strawberry	100 g	145	145	145	145	145	145	145	145	145	145	145	160	160	160	0	10	10	
Lakme Clean up	100 g	199	199	199	199	199	199	199	199	199	199	199	199	199	199	199	0	0	0
Pears Face Wash	100 g	82	82	100	100	100	100	100	100	95	95	95	117	117	117	0	23	43	
Ponds White Beauty Spot less	100 g	135	135	135	135	135	135	135	135	160	160	160	140	140	140	0	-13	4	
Fair & Lovely	100 g	98	98	98	98	98	98	98	98	98	98	98	100	100	100	0	2	2	
Dove	100 g	155	155	165	165	165	165	165	165	165	165	165	165	165	165	0	0	6	
Everyruth facewash (aloe, grape)	100 g	95	95	95	95	95	95	95	95	95	95	95	95	95	95	0	0	0	
Himalaya Neem	100 g	90	90	90	90	90	90	90	90	90	90	90	90	90	90	0	0	0	
Clean & Clear	100 g	80	80	80	80	90	90	90	90	90	90	90	90	90	90	0	0	13	
Biscuits																			
Cookies	100 g	13	13	13	13	13	13	13	13	13	13	13	13	15	15	0	14	14	
Britannia Good Day - Blue	100 g	20	20	20	20	20	20	20	20	20	20	20	20	22	22	0	11	11	
Britannia Good Day - Green	100 g	17	17	17	17	17	17	17	17	17	17	17	17	17	20	20	20	20	
Britannia Good Day - Orange	100 g	33	33	33	33	33	33	33	33	33	33	33	33	27	27	0	-20	-20	
Britannia Good Day - Chocochip	100 g	10	10	10	10	10	10	10	10	10	10	10	13	13	0	33	33		
Sunfeast Special	100 g	13	13	13	13	13	13	13	13	13	13	13	13	13	13	0	0	0	
Parle Happy Happy cookies	100 g	11	11	11	11	11	11	11	11	11	11	11	11	11	11	0	0	0	
Parle 20:20	100 g	15	15	15	15	15	15	15	15	15	13	13	13	13	13	0	-11	-11	
Parle Gold Star	100 g	27	27	27	27	27	27	27	27	33	33	33	33	33	33	0	0	25	
Parle Golden Arcs	100 g	11	11	11	11	11	11	11	11	11	11	11	11	11	11	0	0	0	
Parle Hide & Seek Choco chip	100 g	33	33	33	33	33	33	33	33	33	33	33	33	33	33	0	0	0	
Marie																			
Britannia Vita Marie Gold	100 g	12	12	12	12	12	12	12	12	13	13	13	13	13	13	0	0	6	
Sunfeast Marie Lite	100 g	10	10	10	10	10	10	10	10	10	10	10	10	10	10	0	0	0	
Glucose/Milk																			
Britannia Tiger Glucose	100 g	8	8	8	8	8	8	8	8	8	8	8	8	8	8	0	-6	-6	
Britannia Milk Bikis	100 g	11	11	11	11	11	11	11	11	11	11	11	11	11	11	0	0	0	
Cream																			
Britannia Treat Jim Jam	100 g	15	15	15	16	14	15	16	17	16	16	16	16	16	16	0	0	5	
Britannia Treat	100 g	16	16	16	16	16	16	16	16	16	16	16	16	16	16	0	0	-2	
Health																			
Britannia Nutrichioce Digestive	100 g	20	15	15	15	15	15	15	15	15	15	15	20	20	20	0	33	0	
Horlicks Nutribic	100 g	25	25	25	25	25	25	25	25	25	20	20	20	20	20	0	-20	-20	
Horlicks Nutribic Digestive	100 g	20	20	20	20	20	20	20	20	20	20	20	20	20	20	0	0	0	
McVitties Digestives	100 g	15	15	15	15	15	15	15	18	18	18	20	20	20	20	0	11	33	
Sweet/Salty																			
Britannia 50 : 50	100 g	15	15	17	17	17	17	17	17	17	17	17	17	17	17	0	0	10	
Britannia Time Pass	100 g	10	10	10	10	10	10	10	10	12	12	12	12	13	13	0	5	27	
Parle Monaco	100 g	13	10	10	10	10	10	10	10	13	13	13	13	10	10	0	-20	-20	
Parle Krackjack	100 g	10	10	10	10	10	10	10	10	13	13	13	13	13	13	0	0	25	
Diapers																			
Huggies Total Protection Medium	10	13	13	13	13	14	14	14	14	14	14	14	14	14	14	5	3	10	
Pampers Active Baby Medium	10	13	13	13	13	13	13	13	13	13	13	13	15	15	15	0	9	9	
Sanitary napkins																			
Whisper Choice Ultra Clean XL	pack of 10	100	100	103	103	103	93	93	93	93	111	111	111	111	111	0	19	11	
Whisper Choice Regular	pack of 10	38	38	38	38	38	34	34	34	34	36	36	36	36	36	0	7	-3	
Stayfree Dry Max Ultra Thin	pack of 10	78	81	81	81	81	89	89	89	89	84	84	84	84	84	0	-6	8	
Stayfree Secure (Blue)	pack of 10	30	30	30	30	30	35	35	35	35	30	30	30	30	33	8	-7	8	
Stayfree Advanced Ultra Thin	pack of 10	81	81	81	81	81	77	77	77	77	77	77	77	77	77	0	0	-5	

FMCG product prices (Continued)

	Normalised wt/vol															% Change		
		Jul-13	Aug-13	Sep-13	Oct-13	Nov-13	Dec-13	Jan-14	Feb-14	Mar-14	Apr-14	May-14	Jun-14	Jul-14	Aug-14	1m	3m	12m
Health Drinks																		0
Horlicks chocolate jar	500g	179	185	185	185	185	185	185	192	192	192	192	192	192	202	5	5	13
Junior horlicks jar	500 g	206	206	206	206	206	206	206	216	216	216	216	226	226	226	0	5	10
Boost refill	500 g	179	179	179	179	179	179	179	179	198	198	198	198	198	198	0	0	11
Mother horlicks refill	500 g	326	326	326	326	326	326	326	326	326	375	375	375	375	375	0	15	15
Horlicks Lite Jar	500 g	217	217	217	217	217	217	217	230	230	230	230	230	230	230	0	0	6
Bournvita refill	500 g	178	178	178	178	178	178	178	185	185	193	193	193	193	193	0	4	8
Complan Memory	500 g	301	301	301	301	301	301	301	301	301	301	301	301	301	301	0	0	0
ActiLife	500 g	267	267	267	267	267	267	267	267	267	267	267	267	320	320	0	20	20
Sona chandi chyawanprash	500g	150	150	150	150	150	150	135	135	135	135	135	135	135	135	0	0	-10
Dabur chyawanprash	500g	142	142	142	142	142	142	142	142	142	142	152	152	152	152	0	7	7
Baby Foods																		
Nestle Cerelac Wheat/Rice	350 g	161	161	161	161	161	161	161	161	165	165	211	211	211	211	0	28	31
Nestle Cerelac MultiGrain Dal	350 g	204	204	204	204	204	204	212	212	212	221	221	221	215	224	4	5	10
Nestle Nan Pro 1	450 g	439	439	439	439	439	461	461	461	461	461	461	461	551	551	0	20	26
Nestle Nestum Rice Cereal	375 g	119	119	119	119	119	124	124	124	124	124	124	124	124	124	0	0	4
Nestle Neslac	400 g	300	300	300	0	300	300	300	300	300	300	300	300	300	300	0	0	0
Nestle Nutren Junior	400 g	455	455	455	0	455	455	455	455	455	455	455	455	455	455	0	0	0
Nestle Baby and Me	400 g	330	330	330	0	330	330	330	330	330	330	330	330	330	330	0	0	0
Dairy Products																		
Milk																		
Britannia Toned	1 L	62	62	62	0	65	65	65	65	65	65	65	65	65	65	0	0	5
Britannia Skimmed	1 L	65	65	65	0	65	65	65	65	65	65	65	65	65	65	0	0	0
Nestle tetrapack	1 L	62	62	62	0	65	65	65	65	69	69	75	75	75	75	0	9	21
Nestle Slim	1 L	65	65	65	0	69	69	69	69	74	74	74	80	80	80	0	8	23
Amul Taaza	1 L	48	48	50	0	52	52	52	52	52	52	52	56	56	56	0	8	17
Curd																		0
Amul	400g	35	35	38	0	40	40	40	40	40	40	40	38	38	38	0	-5	9
Danone	400g	45	45	48	0	48	48	48	48	48	48	55	55	55	55	0	15	22
Mother Dairy ProBiotic	400g	40	40	40	0	40	40	40	40	45	45	50	50	50	50	0	11	25
Nestle Real (flavoured)	100 g	25	25	25	0	25	25	25	25	25	25	25	25	25	25	0	0	0
Britannia (flavoured)	100 g	20	20	20	0	20	20	20	20	20	20	20	20	20	20	0	0	0
Amul	100 g	32	32	32	0	34	34	34	34	35	35	35	35	35	35	0	1	11
Amul Lite	100 g	25	25	25	0	25	25	25	25	25	25	25	25	25	25	0	0	0
Amul Delicious margarine	100 g	15	15	15	0	15	15	15	15	15	15	15	15	15	15	0	0	0
Nutralite	100 g	28	28	28	0	28	28	28	28	28	28	28	28	28	28	0	0	0
Britannia	100 g	33	35	35	0	35	35	35	35	35	35	35	35	35	35	0	0	6
Soaps																		
Dove Moisturising	100 g	56	59	59	0	59	59	59	59	59	61	61	61	61	61	0	5	10
Pears Pure & Gentle	100 g	43	43	43	0	45	45	45	46	46	46	46	46	46	46	0	0	9
Lifebuoy	100 g	17	17	18	0	18	18	18	18	18	18	19	19	19	19	0	9	14
Lifebuoy Clini-Care 10 Fresh	100 g	36	36	36	0	37	37	37	37	37	37	40	40	40	40	0	7	11
Breeze	100 g	10	10	10	0	10	10	10	10	10	10	10	10	10	10	0	0	0
Cinthol Deo Cologne	100 g	31	31	31	0	31	31	31	26	26	26	26	26	26	26	0	0	-15
Godrej No. 1 Rose	100 g	13	13	15	0	15	16	16	16	16	16	16	17	17	17	0	7	30
Fiams Di Wills - Green top end	100 g	56	56	56	56	56	56	56	56	56	56	56	56	56	56	0	0	0
Vivel Luxury Olive	100 g	28	28	28	28	28	28	28	28	25	25	25	25	25	25	0	0	-11
Vivel (nourishing range Mixed Fruit)	100 g	0	22	22	0	22	22	22	22	22	22	22	22	22	22	0	0	0
Dettol Original Soap	100 g	28	29	29	29	30	30	30	30	31	31	31	26	26	28	6	-9	-1
Liril 2000	100 g	35	35	36	0	36	36	36	36	36	36	36	36	36	36	0	0	4
Yardley	100 g	50	50	50	50	50	50	50	50	54	54	60	60	60	56	-7	4	12
Park Avenue	100 g	32	32	32	32	32	32	32	32	32	32	32	32	32	32	0	0	0
Himalaya	100 g	24	27	27	27	27	27	27	27	27	27	32	32	32	32	0	18	33
Everyruth Glycerine soap	100 g	43	43	43	0	43	43	43	43	43	43	43	43	43	43	0	0	0
Mosquito Repellants																		
Hit Spray Mosquito	425 ml	159	159	159	159	159	159	159	159	159	169	169	169	169	169	0	6	6
Hit Spray Cockroach	425 ml	159	159	159	159	159	159	159	159	159	159	159	159	159	159	0	0	0
Mortein Power Guard Spray	425 ml	160	160	160	160	160	160	160	160	161	162	155	155	155	155	0	-3	-3
Mortein Nature Guard	425 ml	169	169	169	169	169	169	169	169	169	169	175	175	158	158	-10	-6	-6
Baygon	425 ml	185	185	185	185	185	185	185	185	185	185	159	159	159	159	0	-14	-14
All Out Multi Insect	425 ml	149	157	157	157	157	157	157	157	157	157	159	159	159	159	0	1	7
All Out Crawling Insect	425 ml	149	157	157	157	157	157	157	157	157	157	159	159	159	159	0	1	7
All Out Flying Insect	425 ml	149	157	157	157	157	157	157	157	157	157	159	159	159	159	0	1	7

FMCG product prices (Continued)

	Normalised wt/vol															% Change					
		Jul-13	Aug-13	Sep-13	Oct-13	Nov-13	Dec-13	Jan-14	Feb-14	Mar-14	Apr-14	May-14	Jun-14	Jul-14	Aug-14	1m	3m	12m			
Electricals																			0		
Good Knight Advanced Refill	45 nights	59	59	59	59	59	59	59	59	63	63	63	63	63	63	0	0	7			
Good Knight Silver Refill	45 nights	54	54	54	54	54	54	54	54	54	52	52	52	59	59	59	0	14	9		
All out Liquid Refill	45 nights	56	59	59	59	59	59	59	59	59	54	0	0	0	63	63	0	17	13		
All Out Power Slider	45 nights	60	60	60	60	60	60	60	60	60	59	0	0	0	66	66	0	12	10		
Mortein Power Guard Refill	45 nights	56	56	56	56	56	56	56	56	56	54	0	0	0	56	56	0	4	0		
Mortein Nature Guard Refill	45 nights	56	59	59	59	59	59	59	59	59	56	0	0	0	52	52	0	-7	-7		
Maxo Liquid Refill	45 nights	59	59	59	59	59	59	59	59	59	59	59	59	59	59	59	0	0	0		
Coils																					
Mortein Nature Guard	10 coils	30	30	31	31	31	31	31	31	31	31	31	31	31	31	31	0	0	3		
Maxo 12 Hour	10 coils	21	21	21	21	30	30	30	30	30	30	30	30	30	30	30	0	0	40		
Others																					
Hit Roach Gel	20 gm	125	125	125	125	125	125	125	125	125	0	0	0	99	120	21	-4	-4			
Hit Roach Chalk	1 pc	15	15	15	15	15	15	15	15	15	15	15	15	15	15	15	0	0	0		
Good Knight Fast Card	10 Card			10	10	10	10	10	10	10	10	10	10	10	10	10	0	0	0		
Noodles																					
Maggi																					
Maggi Extra Masala	100 g	13	13	13	13	13	14	14	14	14	14	14	14	14	14	14	0	0	7		
Maggi Hungroo	100 g	21	21	21	21	21	21	21	21	21	28	28	28	28	28	28	0	33	33		
Maggi Atta	100 g	13	13	13	13	13	13	13	13	13	13	13	13	13	13	13	0	0	-3		
Maggi Chicken	100 g	25	25	25	25	25	25	25	25	25	25	25	25	25	25	25	0	0	0		
Knorr Soupy Noodles	100 g	20	20	20	20	20	20	20	20	20	20	20	20	20	20	20	0	0	0		
Yippie Noodles	100 g	23	23	23	23	23	23	23	23	23	23	23	23	23	23	23	0	0	0		
Top Ramen Oats	100 g	13	13	13	13	13	13	13	13	13	13	13	13	13	13	13	0	0	0		
Ketchup																					
Ketchup Kissan	1kg	120	120	120	120	120	120	120	125	125	125	125	125	125	125	125	0	0	4		
Ketchup Squeeze	1kg	189	189	189	189	189	189	189	189	189	189	178	178	178	178	178	0	-6	-6		
Hienz tomato ketchup	1kg	135	135	135	135	135	135	135	135	135	135	163	163	163	163	163	0	21	21		
Del Monte	1kg	115	115	120	120	120	120	120	120	120	120	120	120	120	120	120	0	0	4		
Oats																					
Saffola Oats Flavoured	10 g	3	3	3	3	3	3	3	3	3	3	3	3	3	3	3	0	0	0		
Quaker Oats flavoured	10 g	4	4	4	4	4	4	4	4	4	4	4	4	4	4	4	0	0	0		
Pasta																					
Maggi Masala penne pazzta	100g	31	31	31	31	31	31	31	31	31	31	35	35	35	35	35	0	15	15		
Sunfeast pasta treat masala	100g	26	26	26	26	26	26	26	26	26	26	26	26	26	26	26	0	0	0		
Tea/Coffee																					
Coffee																					
Nescafe classic coffee	100 g	212	212	212	212	212	212	212	212	214	214	214	214	216	216	216	0	1	2		
Nescafe classic Jar	100 g	199	210	210	210	210	210	210	210	210	210	217	217	217	217	217	0	3	9		
Nescafe Gold	100 g	400	400	400	400	400	400	400	400	400	400	400	400	400	450	450	13	13	13		
Bru instant coffee pack	100 g	164	164	164	164	166	166	166	166	174	174	174	174	174	174	174	0	0	6		
Bru Gold	100 g	199	199	199	199	199	199	199	199	199	199	217	217	217	217	217	0	9	9		
Bru Green Label	100 g	29	29	29	29	29	29	29	29	30	30	30	30	31	31	31	0	3	7		
Bru Exotica	100 g	600	600	600	600	600	600	600	600	600	600	600	600	600	600	600	0	0	0		
Bru Lite	100 g	170	170	170	170	170	170	170	170	170	170	170	170	170	170	170	0	0	0		
Tea																					
Lipton Tea	500 g	278	278	278	0	278	278	278	278	278	278	278	278	278	278	278	0	0	0		
Wagh Bakri Perfect premium pouch	500 g	0	190	190	0	190	190	190	190	190	190	190	190	190	190	190	0	0	0		
Society Tea	500 g	195	195	195	0	200	200	200	200	200	200	200	200	200	200	200	0	0	3		
Brooke Bond Taaza	500 g	144	144	144	0	144	144	144	155	155	155	155	155	155	155	155	0	0	8		
Brooke Bond Red label Nature Care	500 g	210	220	220	0	220	220	220	220	220	220	220	220	220	220	220	0	0	5		
Brooke Bond Red label	500 g	190	190	190	0	190	190	190	190	190	190	190	190	185	172	172	-7	-9	-9		
Spread																					
Peanut Butter	100 g	54	54	54	0	54	54	54	54	54	54	54	54	54	54	54	0	0	0		
Britannia Cheese spread	100 g	47	47	47	0	39	39	39	39	39	43	43	43	43	49	49	0	14	5		
Amul Cheese spread	100 g	32	33	33	0	33	33	33	33	33	33	33	33	33	38	38	14	14	19		
Mother Dairy	100 g	0	0	0	0	38	38	38	38	38	38	38	38	38	38	38	0	0	0		
Juice																					
Real Activ	1 Lt	99	99	99	0	99	99	99	99	99	99	99	99	99	105	105	6	6	6		
Real	1 Lt	85	85	90	0	90	90	90	90	90	90	90	90	90	90	90	0	0	6		
Tropicana	1 Lt	85	85	85	0	85	85	85	85	90	90	90	90	90	90	90	0	0	6		
Tropicana 100%	1 Lt	99	99	99	0	99	99	99	99	99	99	99	99	99	99	99	0	0	0		
Real Activ Yogurt Juice	1 Lt	105	105	105	0	105	105	105	105	105	105	105	105	105	105	105	0	0	0		

Source: Company, PhillipCapital India Research

Valuation Matrix

Company	Reco	CMP Rs	TP Rs	% Chng	EPS, Rs				P/E, x				EV/EBITDA, x			
					FY13	FY14	FY15	FY16	FY13	FY14	FY15	FY16	FY13	FY14	FY15	FY16
AgroTech foods	NEUTRAL	586	470	-19.8	17.1	17.6	18.1	20.2	34.2	33.3	32.4	29.0	22.7	21.3	20.1	16.3
Asian Paints	NEUTRAL	629	690	9.7	11.6	12.8	15.6	19.7	54.4	49.4	40.4	32.1	34.7	30.0	24.4	19.3
Bajaj Corp	BUY	228	267	16.9	11.3	12.0	12.9	14.0	20.1	19.0	17.7	16.3	18.5	17.7	16.8	15.2
Berger Paints	BUY	351	322	-8.3	6.3	7.5	9.1	11.2	55.7	47.1	38.4	31.4	33.7	28.9	22.9	38.0
Britannia	BUY	1,279	1,370	7.1	21.7	33.1	38.0	47.0	57.8	38.0	33.0	26.7	41.3	27.7	21.9	17.7
Colgate	SELL	1,540	1,370	-11.0	36.5	36.2	40.5	48.3	45.9	46.3	41.4	34.7	34.0	33.9	28.3	22.1
Dabur	BUY	228	225	-1.3	4.4	5.3	6.0	7.2	51.6	43.1	38.2	31.8	39.3	33.4	28.9	24.0
Emami	BUY	494	640	29.6	13.9	18.0	19.9	23.6	35.7	27.4	24.9	20.9	31.8	24.8	20.7	17.0
GCPL	NEUTRAL	1,068	811	-24.1	21.8	23.1	24.9	28.0	48.9	46.2	42.9	38.2	38.0	33.0	29.8	26.0
GSKConsumer	SELL	5,407	4,700	-13.1	103.8	174.3	140.1	156.1	52.1	31.0	38.6	34.6	45.7	28.0	36.5	32.1
HUL	NEUTRAL	736	770	4.6	15.5	17.1	18.4	21.9	47.6	43.0	39.9	33.6	34.2	30.8	26.3	21.9
ITC	SELL	351	300	-14.6	9.4	11.1	12.0	12.8	37.2	31.7	29.3	27.4	25.6	22.1	19.5	18.1
Jubilant Foodworks	SELL	1,385	950	-31.4	20.7	19.2	19.7	23.4	66.9	72.0	70.3	59.0	32.8	31.5	29.1	22.4
Marico	NEUTRAL	277	265	-4.3	5.6	7.5	8.6	9.6	49.6	36.7	32.4	29.0	29.5	24.2	20.7	18.0
Nestle	SELL	6,180	5,100	-17.5	110.7	114.4	123.4	141.2	55.8	54.0	50.1	43.8	33.1	30.3	28.7	25.0
Tilaknagar Industries	NEUTRAL	45	56	24.0	5.0	4.8	4.7	4.8	9.1	9.5	9.6	9.5	7.1	7.3	7.5	7.0
Zyklus Wellness	SELL	617	600	-2.8	24.8	24.7	27.0	32.3	24.8	25.0	22.9	19.1	23.0	24.0	20.4	16.5

	ROE, %				P/B, x				EBITDA Margin, %				EBITDA Growth, yoy %			
	FY13	FY14	FY15	FY16	FY13	FY14	FY15	FY16	FY13	FY14	FY15	FY16	FY13	FY14	FY15	FY16
AgroTech foods	17.0	15.2	13.8	15.9	5.8	5.1	4.5	4.6	7.9	8.9	8.7	9.4	21.4	8.1	4.5	21.0
Asian Paints	32.9	30.4	30.1	31.7	5.5	4.8	4.1	3.4	15.9	15.9	16.7	17.4	14.8	15.4	23.1	22.3
Bajaj Corp	34.6	33.8	36.8	40.9	7.0	6.4	6.5	6.7	28.4	27.3	25.8	25.1	48.6	6.8	6.3	10.9
Berger Paints	23.0	23.3	23.7	23.7	12.8	11.0	9.1	7.5	11.1	11.2	11.9	12.0	22.3	22.3	22.3	22.3
Britannia	46.6	49.6	46.8	44.8	26.9	18.9	15.5	12.0	6.0	8.0	8.4	9.0	29.7	46.8	22.9	23.2
Colgate	34.0	33.9	28.3	22.1	45.9	46.3	41.4	34.7	21.3	18.7	19.9	22.3	13.5	1.1	20.2	27.3
Dabur	36.2	32.9	30.4	30.2	6.6	5.7	4.9	4.2	16.7	17.0	17.0	17.7	15.6	16.6	14.2	18.5
Emami	40.4	42.4	36.2	34.1	14.4	11.6	9.0	7.1	20.4	24.2	23.6	23.8	16.9	27.2	17.9	17.8
GCPL	22.4	20.9	19.5	19.1	11.0	9.6	8.3	7.3	15.6	15.1	14.8	14.7	16.1	14.5	10.6	13.4
GSKConsumer	32.1	39.1	28.0	28.1	16.7	12.1	10.8	9.7	15.1	15.9	13.4	13.4	9.5	60.3	-25.2	14.3
HUL	125.2	112.9	81.8	66.8	59.5	48.6	32.7	22.4	18.3	18.6	19.2	20.0	29.2	10.5	16.4	18.2
ITC	33.3	33.5	31.2	29.0	12.4	10.6	9.1	7.9	35.9	37.9	38.0	36.6	20.1	17.2	12.3	6.5
Jubilant Foodworks	31.0	22.3	18.6	18.1	20.7	16.1	13.1	10.7	17.4	14.8	12.7	12.9	28.3	4.4	9.0	28.4
Marico	18.1	35.8	30.9	27.5	9.0	13.1	10.0	8.0	13.6	16.0	15.2	14.9	28.4	20.2	15.6	12.3
Nestle	59.4	46.6	43.3	43.2	33.1	25.2	21.7	18.9	22.0	21.9	20.6	20.8	17.6	8.5	5.0	14.2
Tilaknagar Industries	11.6	9.8	9.1	8.7	1.1	0.9	0.9	0.8	22.7	20.6	20.8	20.8	16.2	-0.4	5.3	14.6
Zyklus Wellness	37.8	29.6	26.7	26.3	9.4	7.4	6.1	5.0	24.9	22.2	22.2	22.4	25.1	-7.3	15.1	16.6

Stock Performance

Company	Bloomberg Ticker	Absolute Return (%)						
		1M	3M	6M	1yr	2yrs	3yrs	5yrs
Agro Tech Foods	ATFL IN Equity	0.5	7.6	20.2	20.8	28.8	42.5	168.2
Asian Paints	APNT IN Equity	(0.9)	15.1	31.5	56.8	69.0	91.6	353.8
Bajaj Corp	BJCOR IN Equity	21.0	18.9	30.9	14.1	49.1	135.6	N.A.
Britannia	BRIT IN Equity	12.8	35.7	42.2	72.3	148.1	163.2	278.8
Colgate	CLGT IN Equity	(0.6)	1.6	16.5	28.4	26.8	53.8	148.9
Dabur India Ltd	DABUR IN Equity	11.2	20.1	31.3	38.5	77.4	112.9	243.5
Emami	HMN IN Equity	27.0	33.7	45.5	60.4	105.2	125.8	361.2
Glaxo Smithkline Consumer	SKB IN Equity	11.0	20.3	24.4	31.8	87.0	129.6	390.6
Godrej Consumer Products	GCPL IN Equity	18.5	17.3	33.8	24.5	48.2	138.3	297.2
Hindustan Unilever	HUVR IN Equity	4.7	15.4	33.4	19.5	40.6	129.0	175.2
ITC	ITC IN Equity	0.1	6.6	6.0	18.0	33.1	74.9	210.2
Jubilant Foodworks	JUBI IN Equity	13.0	10.7	29.4	31.5	11.5	37.8	N.A.
Marico Industries	MRCO IN Equity	6.3	11.3	32.2	32.7	34.8	73.5	213.5
Nestle	NEST IN Equity	17.0	22.6	25.3	23.8	31.9	38.2	175.2
Zyklus Wellness	ZYWL IN Equity	2.7	7.9	27.5	18.1	56.3	3.0	251.5
BSE FMCG Index	BSETMCG Index	3.1	7.8	12.6	17.9	38.2	86.0	189.6
Sensex Index	Sensex Index	5.0	7.1	25.6	48.2	54.9	60.2	67.6

Source: Company, PhillipCapital India Research Estimates

Management

Vineet Bhatnagar (Managing Director) (91 22) 2300 2999
Jignesh Shah (Head – Equity Derivatives) (91 22) 6667 9735

Research

Automobiles

Dhawal Doshi (9122) 6667 9769
Priya Ranjan (9122) 6667 9965

Banking, NBFCs

Manish Agarwalla (9122) 6667 9962
Paresh Jain (9122) 6667 9948

Consumer, Media, Telecom

Naveen Kulkarni, CFA, FRM (9122) 6667 9947
Vivekanand Subbaraman (9122) 6667 9766
Manish Pushkar, CFA (9122) 6667 9764

Cement

Vaibhav Agarwal (9122) 6667 9967

Economics

Anjali Verma (9122) 6667 9969

Engineering, Capital Goods

Ankur Sharma (9122) 6667 9759
Hrishikesh Bhagat (9122) 6667 9986

Infrastructure & IT Services

Vibhor Singhal (9122) 6667 9949
Varun Vijayan (9122) 6667 9992

Midcap

Vikram Suryavanshi (9122) 6667 9951

Metals

Dhawal Doshi (9122) 6667 9769

Oil&Gas, Agri Inputs

Gauri Anand (9122) 6667 9943
Deepak Pareek (9122) 6667 9950

Pharma

Surya Patra (9122) 6667 9768

Retail, Real Estate

Abhishek Ranganathan, CFA (9122) 6667 9952
Neha Garg (9122) 6667 9996

Technicals

Subodh Gupta, CMT (9122) 6667 9762

Production Manager

Ganesh Deorukhkar (9122) 6667 9966

Database Manager

Vishal Randive (9122) 6667 9944

Sr. Manager – Equities Support

Rosie Ferns (9122) 6667 9971

Sales & Distribution

Kinshuk Bharti Tiwari (9122) 6667 9946
Ashvin Patil (9122) 6667 9991
Shubhangi Agrawal (9122) 6667 9964
Kishor Binwal (9122) 6667 9989
Sidharth Agrawal (9122) 6667 9934
Bhavini Shah (9122) 6667 9974

Dipesh Sohani (9122) 6667 9756
Sales Trader
Dilesh Doshi (9122) 6667 9747
Suniil Pandit (9122) 6667 9745
Execution
Mayur Shah (9122) 6667 9945

Corporate Communications

Zarine Damania (9122) 6667 9976

Contact Information (Regional Member Companies)

SINGAPORE

Phillip Securities Pte Ltd

250 North Bridge Road, #06-00 Raffles City Tower,
Singapore 179101
Tel : (65) 6533 6001 Fax: (65) 6535 3834
www.phillip.com.sg

JAPAN

Phillip Securities Japan, Ltd

4-2 Nihonbashi Kabutocho, Chuo-ku
Tokyo 103-0026
Tel: (81) 3 3666 2101 Fax: (81) 3 3664 0141
www.phillip.co.jp

THAILAND

Phillip Securities (Thailand) Public Co. Ltd.

15th Floor, Vorawat Building, 849 Silom Road,
Silom, Bangrak, Bangkok 10500 Thailand
Tel (66) 2 2268 0999 Fax: (66) 2 2268 0921
www.phillip.co.th

UNITED STATES

Phillip Futures Inc.

141 W Jackson Blvd Ste 3050
The Chicago Board of Trade Building
Chicago, IL 60604 USA
Tel (1) 312 356 9000 Fax: (1) 312 356 9005

MALAYSIA

Phillip Capital Management Sdn Bhd

B-3-6 Block B Level 3, Megan Avenue II,
No. 12, Jalan Yap Kwan Seng, 50450 Kuala Lumpur
Tel (60) 3 2162 8841 Fax (60) 3 2166 5099
www.poems.com.my

INDONESIA

PT Phillip Securities Indonesia

ANZ Tower Level 23B, Jl Jend Sudirman Kav 33A,
Jakarta 10220, Indonesia
Tel (62) 21 5790 0800 Fax: (62) 21 5790 0809
www.phillip.co.id

FRANCE

King & Shaxson Capital Ltd.

3rd Floor, 35 Rue de la Bienfaisance
75008 Paris France
Tel (33) 1 4563 3100 Fax : (33) 1 4563 6017
www.kingandshaxson.com

AUSTRALIA

PhillipCapital Australia

Level 37, 530 Collins Street
Melbourne, Victoria 3000, Australia
Tel: (61) 3 9629 8380 Fax: (61) 3 9614 8309
www.phillipcapital.com.au

INDIA

PhillipCapital (India) Private Limited

No. 1, 18th Floor, Urmi Estate, 95 Ganpatrao Kadam Marg, Lower Parel West, Mumbai 400013
Tel: (9122) 2300 2999 Fax: (9122) 6667 9955 www.phillipcapital.in

HONG KONG

Phillip Securities (HK) Ltd

11/F United Centre 95 Queensway Hong Kong
Tel (852) 2277 6600 Fax: (852) 2868 5307
www.phillip.com.hk

CHINA

Phillip Financial Advisory (Shanghai) Co. Ltd.

No 550 Yan An East Road, Ocean Tower Unit 2318
Shanghai 200 001
Tel (86) 21 5169 9200 Fax: (86) 21 6351 2940
www.phillip.com.cn

UNITED KINGDOM

King & Shaxson Ltd.

6th Floor, Candlewick House, 120 Cannon Street
London, EC4N 6AS
Tel (44) 20 7929 5300 Fax: (44) 20 7283 6835
www.kingandshaxson.com

SRI LANKA

Asha Phillip Securities Limited

Level 4, Millennium House, 46/58 Navam Mawatha,
Colombo 2, Sri Lanka
Tel: (94) 11 2429 100 Fax: (94) 11 2429 199
www.ashaphillip.net/home.htm

Disclosures and Disclaimers

PhillipCapital (India) Pvt. Ltd. has three independent equity research groups: Institutional Equities, Institutional Equity Derivatives and Private Client Group. This report has been prepared by Institutional Equities Group. The views and opinions expressed in this document may or may not match or may be contrary at times with the views, estimates, rating, target price of the other equity research groups of PhillipCapital (India) Pvt. Ltd.

This report is issued by PhillipCapital (India) Pvt. Ltd. which is regulated by SEBI. PhillipCapital (India) Pvt. Ltd. is a subsidiary of Phillip (Mauritius) Pvt. Ltd. References to "PCIPL" in this report shall mean PhillipCapital (India) Pvt. Ltd. unless otherwise stated. This report is prepared and distributed by PCIPL for information purposes only and neither the information contained herein nor any opinion expressed should be construed or deemed to be construed as solicitation or as offering advice for the purposes of the purchase or sale of any security, investment or derivatives. The information and opinions contained in the Report were considered by PCIPL to be valid when published. The report also contains information provided to PCIPL by third parties. The source of such information will usually be disclosed in the report. Whilst PCIPL has taken all reasonable steps to ensure that this information is correct, PCIPL does not offer any warranty as to the accuracy or completeness of such information. Any person placing reliance on the report to undertake trading does so entirely at his or her own risk and PCIPL does not accept any liability as a result. Securities and Derivatives markets may be subject to rapid and unexpected price movements and past performance is not necessarily an indication to future performance.

This report does not have regard to the specific investment objectives, financial situation and the particular needs of any specific person who may receive this report. Investors must undertake independent analysis with their own legal, tax and financial advisors and reach their own regarding the appropriateness of investing in any securities or investment strategies discussed or recommended in this report and should understand that statements regarding future prospects may not be realized. In no circumstances it be used or considered as an offer to sell or a solicitation of any offer to buy or sell the Securities mentioned in it. The information contained in the research reports may have been taken from trade and statistical services and other sources, which we believe are reliable. PhillipCapital (India) Pvt. Ltd. or any of its group/associate/affiliate companies do not guarantee that such information is accurate or complete and it should not be relied upon as such. Any opinions expressed reflect judgments at this date and are subject to change without notice

Important: These disclosures and disclaimers must be read in conjunction with the research report of which it forms part. Receipt and use of the research report is subject to all aspects of these disclosures and disclaimers. Additional information about the issuers and securities discussed in this research report is available on request.

Certifications: The research analyst(s) who prepared this research report hereby certifies that the views expressed in this research report accurately reflect the research analyst's personal views about all of the subject issuers and/or securities, that the analyst have no known conflict of interest and no part of the research analyst's compensation was, is or will be, directly or indirectly, related to the specific views or recommendations contained in this research report. The Research Analyst certifies that he /she or his / her family members does not own the stock(s) covered in this research report.

Independence/Conflict: PhillipCapital (India) Pvt. Ltd. has not had an investment banking relationship with, and has not received any compensation for investment banking services from, the subject issuers in the past twelve (12) months, and PhillipCapital (India) Pvt. Ltd. does not anticipate receiving or intend to seek compensation for investment banking services from the subject issuers in the next three (3) months. PhillipCapital (India) Pvt. Ltd. is not a market maker in the securities mentioned in this research report, although it or its employees, directors, or affiliates may hold either long or short positions in such securities. PhillipCapital (India) Pvt. Ltd. may not hold more than 1% of the shares of the company(ies) covered in this report.

Suitability and Risks: This research report is for informational purposes only and is not tailored to the specific investment objectives, financial situation or particular requirements of any individual recipient hereof. Certain securities may give rise to substantial risks and may not be suitable for certain investors. Each investor must make its own determination as to the appropriateness of any securities referred to in this research report based upon the legal, tax and accounting considerations applicable to such investor and its own investment objectives or strategy, its financial situation and its investing experience. The value of any security may be positively or adversely affected by changes in foreign exchange or interest rates, as well as by other financial, economic or political factors. Past performance is not necessarily indicative of future performance or results.

Sources, Completeness and Accuracy: The material herein is based upon information obtained from sources that PCIPL and the research analyst believe to be reliable, but neither PCIPL nor the research analyst represents or guarantees that the information contained herein is accurate or complete and it should not be relied upon as such. Opinions expressed herein are current opinions as of the date appearing on this material and are subject to change without notice. Furthermore, PCIPL is under no obligation to update or keep the information current.

Copyright: The copyright in this research report belongs exclusively to PCIPL. All rights are reserved. Any unauthorized use or disclosure is prohibited. No reprinting or reproduction, in whole or in part, is permitted without the PCIPL's prior consent, except that a recipient may reprint it for internal circulation only and only if it is reprinted in its entirety.

Caution: Risk of loss in trading in can be substantial. You should carefully consider whether trading is appropriate for you in light of your experience, objectives, financial resources and other relevant circumstances.

For U.S. persons only: This research report is a product of PhillipCapital (India) Pvt Ltd. which is the employer of the research analyst(s) who has prepared the research report. The research analyst(s) preparing the research report is/are resident outside the United States (U.S.) and are not associated persons of any U.S. regulated broker-dealer and therefore the analyst(s) is/are not subject to supervision by a U.S. broker-dealer, and is/are not required to satisfy the regulatory licensing requirements of FINRA or required to otherwise comply with U.S. rules or regulations regarding, among other things, communications with a subject company, public appearances and trading securities held by a research analyst account.

This report is intended for distribution by PhillipCapital (India) Pvt Ltd. only to "Major Institutional Investors" as defined by Rule 15a-6(b)(4) of the U.S. Securities and Exchange Act, 1934 (the Exchange Act) and interpretations thereof by U.S. Securities and Exchange Commission (SEC) in reliance on Rule 15a 6(a)(2). If the recipient of this report is not a Major Institutional Investor as specified above, then it should not act upon this report and return the same to the sender. Further, this report may not be copied, duplicated and/or transmitted onward to any U.S. person, which is not the Major Institutional Investor.

In reliance on the exemption from registration provided by Rule 15a-6 of the Exchange Act and interpretations thereof by the SEC in order to conduct certain business with Major Institutional Investors, PhillipCapital (India) Pvt Ltd. has entered into an agreement with a U.S. registered broker-dealer, Marco Polo Securities Inc. ("Marco Polo"). Transactions in securities discussed in this research report should be effected through Marco Polo or another U.S. registered broker dealer.

PhillipCapital (India) Pvt. Ltd.

Registered office: No. 1, 18th Floor, Urmi Estate, 95 Ganpatrao Kadam Marg, Lower Parel West, Mumbai 400013